



# 12th MEN'S EUROPEAN HANDBALL CHAMPIONSHIP

## EHF EURO 2016



### Cumulative Statistics

### GER - Germany After 8 matches

Time outs: 17 Avg. Time outs: 2.1

No	Name	M	Total			All Goals / Shots								Punishments				Offence			Defence			TP	
			P	Goals	Shots	%	7mP	7m%	6mC	Wing	BT	FB	FTO	9m	YC	RC	2M	2+2	AS	R7	TO/TF	ST	BS		P7
5	SELLIN Johannes	8	4	4	100	1/1	100		1/1		1/1		1/1			1		3	1	/ 1				59:20	
6	LEMKE Finn	8	2	6	33			0/2		1/1	1/2		0/1	3		4		4			6	12	4	4:08:14	
9	REICHMANN Tobias	8	46	58	79	26/29	90	1/2	16/20		3/4		0/3	2		3		2	2	1 / 1	3	1	3	5:51:52	
10	WIEDE Fabian	8	19	34	56			2/4	5/9	1/2	2/2		9/17	1		1		19	3	12 / 2	2	1	4	4:35:33	
13	PEKELER Hendrik	8	10	17	59			6/10	1/3			2/3		1/1	4	1	11		10	6	2 / 2	1	3	6	5:15:29
16	LICHTLEIN Carsten	8																						1:30:36	
17	WEINHOLD Steffen	5	19	31	61			4/7	8/11	2/3	1/1		4/9	3		2		28	4	4 / 3	2	1	2	3:20:54	
19	STROBEL Martin	8	4	8	50				1/1	1/1			2/6					14	1	4 / 1	2	1		2:38:28	
21	SCHMIDT Erik	8	13	15	87			10/12	2/2				1/1	2		5		3	2	1	1	3	2	2:52:39	
23	FÄTH Steffen	8	30	54	56			7/11	5/7	1/2			17/34	3		2		29	3	11 / 4	1	1	2	4:19:00	
25	HÄFNER Kai	3	15	22	68			1/1		5/5	3/3		6/13					3		2 / 1	1		1	1	1:10:02
33	WOLFF Andreas	8																2		2	1				6:21:16
34	DAHMKKE Rune	8	23	39	59			2/6	12/21	2/3	6/8		1/1	1		1		6	3	3 / 1	7		3	6:02:37	
35	KÜHN Julius	3	7	11	64							0/2	7/9	1		2		1		1 / 2		2	4	1:14:59	
40	ERNST Simon	8	1	2	50					1/1			0/1					3	1	1	1		1		9:40
43	PIECZKOWSKI Niclas	8	4	12	33			0/2	1/5	1/2	2/2		0/1			3		2	1	3 / 2			2	1:17:30	
47	DISSINGER Christian	5	17	39	44			2/4	2/9				13/26	2	1	4		17	2	2 / 4		1	3	3:09:38	
48	KOHLBACHER Jannik	8	9	12	75			5/8	2/2				2/2			1		1	1	3	2		1		2:12:09
Team														2						2					
Totals			223	364	61	27/30	90	40/69	56/91	15/20	21/28	0/0	64/126	24	2	40	0	147	30	54 / 24	30	26	38	8:10:00	

No	Name	M	Total			All Saves / Shots										
			P	Saves	Shots	%	7mP	7m%	6mC	Wing	BT	FB	FTO	9m	9m%	NS
16	LICHTLEIN Carsten	8	17	73	23	5/14	36	2/16	5/16	0/1	1/8		4/18	22	7/33	21
33	WOLFF Andreas	8	81	224	36	1/19	5	20/47	17/44	4/15	7/23	0/1	32/75	43	41/106	39
Totals			98	298	33	6/34	18	22/63	22/60	4/16	8/31	0/1	36/93	39	48/139	35

### Attacks

Team	All		Player Majority		Player Minority		Position Attacks		FB		Ind. FB		Team FB		TO	TO %
	G/Att.	%	G/Att.	%	G/Att.	%	G/Att.	%	G/Att.	%	G/Att.	%	G/Att.	%		
GER	223/414	54	32/51	63	15/46	33	202/382	53	21/32	66	1/1	100	20/31	65	78	19

Legend:																																											
%	Efficiency	2Min	2 Minute Suspensions	6m	6-metre Shots	7m	7-metre Shots	9m	9-metre Shots	AS	Assists	BS	Blocked Shots	FB	Fast Breaks	G/S	Goals/Shots	GM	Gold Medal Match	MP	Matches Played	N/A	not applicable	PR	Preliminary Round	RC	Red Cards	S/S	Saves/Shots	SF	Semifinal	ST	Steals	TO (TF)	Turnovers (Technical Faults)	TP	Time Played	Wing	Wing Shots	YC	Yellow Cards	FTO	Fast Throw off



Cumulative Statistics

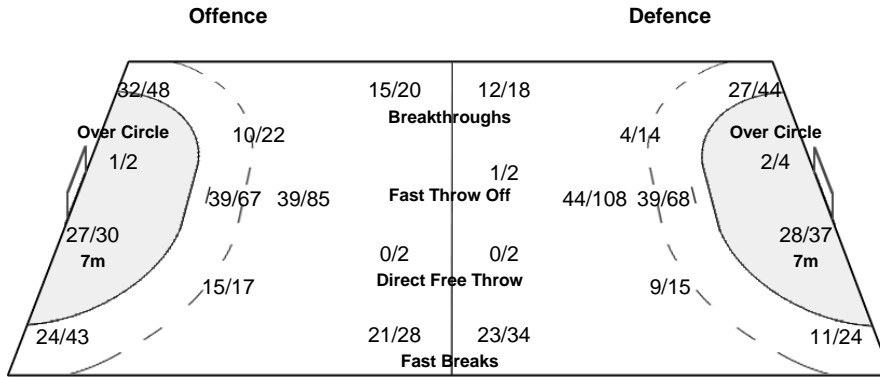
GER - Germany  
After 8 matches

OverView of Shot Distribution

**Team**  
Goals / Shots

17/23	10/18	30/38
39/54	3/20	23/43
34/46	16/19	51/61

18-Missed 9-Post 15-Blocked



**Goalkeepers**  
Saves / Shots

6/28	2/15	4/23
26/47	13/21	14/35
14/47	7/21	10/57

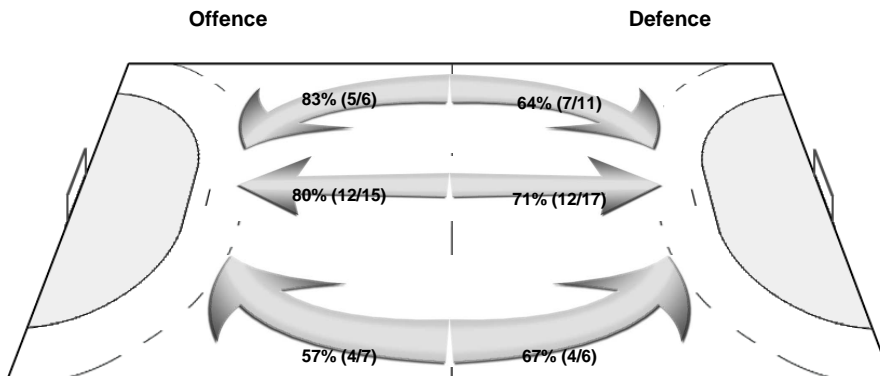
16 LICHTLEIN C

0/6	0/5	1/4
4/12	1/1	4/9
1/11	1/5	4/19

33 WOLFF A

6/22	2/10	3/19
22/35	12/19	10/26
13/36	6/16	6/38

Shot Distribution Fast Breaks

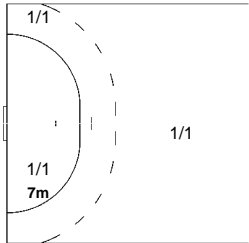


### Cumulative Statistics

### GER - Germany After 8 matches

#### Players Shot Distribution Goals / Shots

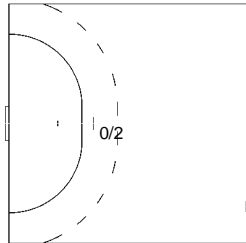
5 SELLIN Johannes



1/1		1/1
	2/2	

1/1  
Fast Breaks

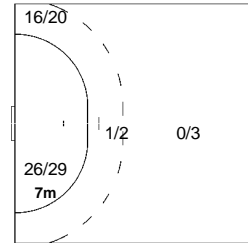
6 LEMKE Finn



1/1		0/1
		1/1

2-Missed 1-Blocked  
1/2 Fast Breaks 1/1 Breakthroughs  
0/1 Direct Free Throw

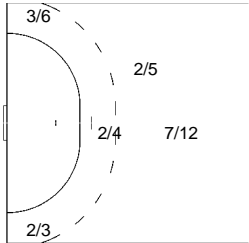
9 REICHMANN Tobias



5/5	1/1	6/7
6/8	2/2	3/5
10/12	4/5	9/10

2-Missed 1-Post  
3/4 Fast Breaks

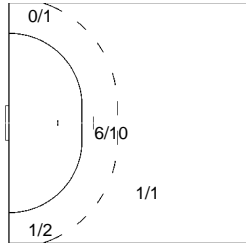
10 WIEDE Fabian



2/4		4/6
4/5	0/2	4/8
2/3		3/4

1-Post 1-Blocked  
2/2 Fast Breaks 1/2 Breakthroughs

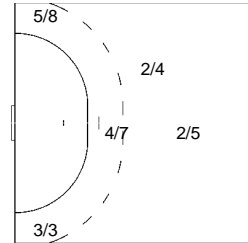
13 PEKELER Hendrik



1/1	2/3	
1/2	0/1	1/2
2/2	1/1	2/4

1-Missed  
2/3 Fast Breaks

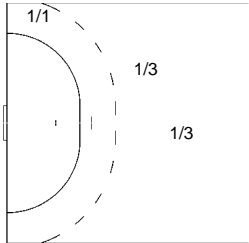
17 WEINHOLD Steffen



3/3	0/1	1/1
6/7	1/2	3/5
4/6		1/1

3-Missed 1-Post 1-Blocked  
1/1 Fast Breaks 2/3 Breakthroughs

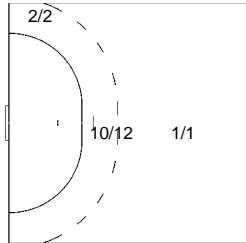
19 STROBEL Martin



1/1	0/1	
	1/1	2/3

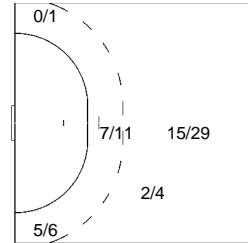
1-Missed 1-Blocked  
1/1 Breakthroughs

21 SCHMIDT Erik



1/2	1/1	3/3
3/3		1/2
1/1	2/2	1/1

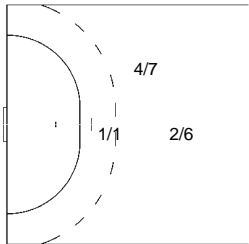
23 FÄTH Steffen



	1/4	4/6
8/9	0/5	5/8
4/5		8/11

1-Missed 1-Post 4-Blocked  
1/2 Breakthroughs  
0/1 Direct Free Throw

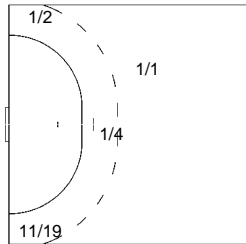
25 HÄFNER Kai



1/1		1/1
4/5		
2/3	1/1	6/6

2-Missed 3-Blocked  
3/3 Fast Breaks 5/5 Breakthroughs

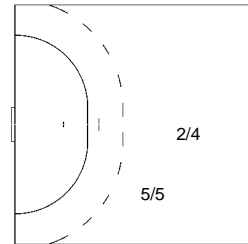
34 DAHMKE Rune



2/3	3/4	4/4
1/4	0/3	2/4
3/5	3/3	5/7

1-Missed 1-Post  
6/8 Fast Breaks 2/3 Breakthroughs  
1/2 Over Circle

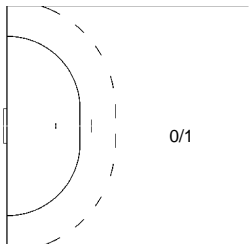
35 KÜHN Julius



1/2		
1/2		0/1
1/1		4/4

1-Missed  
0/2 Fast Breaks

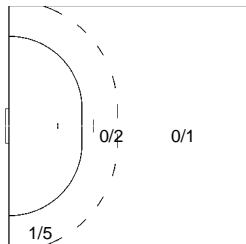
40 ERNST Simon



		1/1

1-Post  
1/1 Breakthroughs

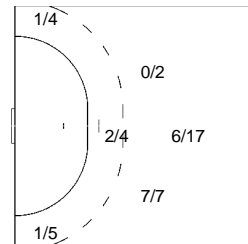
43 PIECZKOWSKI Niclas



0/1		0/1
0/2	0/1	0/1
1/1		3/3

1-Missed 1-Post  
2/2 Fast Breaks 1/2 Breakthroughs

47 DISSINGER Christian



	1/2	7/9
1/3	0/3	1/3
3/6		4/4

3-Missed 2-Post 4-Blocked