



12th MEN'S EUROPEAN HANDBALL CHAMPIONSHIP

EHF EURO 2016



Cumulative Statistics

ISL - Iceland After 3 matches

Time outs: 8 Avg. Time outs: 2.7

No	Name	M	Total			All Goals / Shots								Punishments				Offence			Defence			TP		
			P	Goals	Shots	%	7mP	7m%	6mC	Wing	BT	FB	FTO	9m	YC	RC	2M	2+2	AS	R7	TO/TF	ST	BS		P7	
1	GUSTAVSSON Björgvin Pall	3	1	1	100								1/1												2:37:25	
2	SVAVARSSON Vignir	3	6	6	100			3/3	1/1		1/1		1/1					3	3				1	1	1:27:08	
3	KRISTJANSSON Kari Kristján	1	1	1	100			1/1																	8:11	
4	PALMARSSON Aron	3	12	26	46			0/2	0/1	1/1	1/1		10/21			1		16	2	6 / 1	2		1	1	2:09:09	
5	KARASON Runar	3	1	2	50								1/2			1				2			1	1	14:39	
6	HALLGRIMSSON Asgeir Örn	3	4	5	80				2/3	1/1	1/1			1	1		3	1	5 / 1	1		1	1	1	1:54:14	
7	ATLASON Arnor	3	8	14	57			1/2		1/1			6/11	1	1		13		2 / 1	1					1:32:30	
9	SIGURDSSON Gudjon Valur	3	17	24	71	6/7	86	3/3	3/5	1/1	2/3		2/5	1	2		2	1	/ 1	2		1	1	1	2:49:59	
10	GUDJONSSON Snorri Steinn	3	7	10	70	2/2	100	3/4					1/2					4	2	1 / 1					34:55	
12	EDVARDSSON Aron Rafn	3																							15:16	
13	GUDMUNDSSON Olafur Andres	2	2	4	50			0/1		1/1			1/2			1									16:24	
14	GUNNARSSON Arnor Thor	3	11	19	58	4/5	80	0/2	5/9		2/2		0/1			1			1		1		3	1	1:32:50	
15	PETERSSON Alexander	3	12	24	50			2/3	1/3	4/6	1/1		4/11	1	3		11	1	1 / 5	1	1	1	1	1	2:16:47	
18	GUNNARSSON Robert	3	8	8	100			7/7					1/1					1	1	/ 3					51:04	
22	SIGURMANSSON Stefan Rafn	3	1	1	100				1/1							1		1	2					1	23:05	
26	GUNNARSSON Bjarki Mar	3	1	1	100				1/1					2	2										47:50	
28	HELGASON Gudmundur Holmar	3	0	1	0			0/1						2	2	2		1	1	1			2		1:08:34	
Team														1												
Totals			92	147	63	12/14	86	20/29	14/24	9/11	9/11	0/0	28/58	9	0	16	0	55	15	18 / 13	8	4	10		3:00:00	

No	Name	M	Total			All Saves / Shots											
			P	Saves	Shots	%	7mP	7m%	6mC	Wing	BT	FB	FTO	9m	9m%	NS	NS%
1	GUSTAVSSON Björgvin Pall	3	30	116	26	3/9	33	4/20	9/29	0/8	0/12	0/1	14/37	38	13/57	23	
12	EDVARDSSON Aron Rafn	3	1	15	7			0/1	0/3	0/2	0/3		1/6	17	0/6	0	
Totals			32	133	24	3/9	33	5/22	9/33	0/10	0/15	0/1	15/43	35	14/65	22	

Attacks

Team	All		Player Majority		Player Minority		Position Attacks		FB		Ind. FB		Team FB		TO	TO %
	G/Att.	%	G/Att.	%	G/Att.	%	G/Att.	%	G/Att.	%	G/Att.	%	G/Att.	%		
ISL	92/164	56	16/28	57	11/20	55	83/153	54	9/11	82	7/8	88	2/3	67	31	19

Legend:									
%	Efficiency	2Min	2 Minute Suspensions	6m	6-metre Shots	7m	7-metre Shots	9m	9-metre Shots
AS	Assists	BS	Blocked Shots	BT	Breakthroughs	FB	Fast Breaks	G/S	Goals/Shots
MP	Matches Played	N/A	not applicable	PR	Preliminary Round	RC	Red Cards	S/S	Saves/Shots
ST	Steals	TO (TF)	Turnovers (Technical Faults)	TP	Time Played	Wing	Wing Shots	YC	Yellow Cards
FTO	Fast Throw off								



Cumulative Statistics

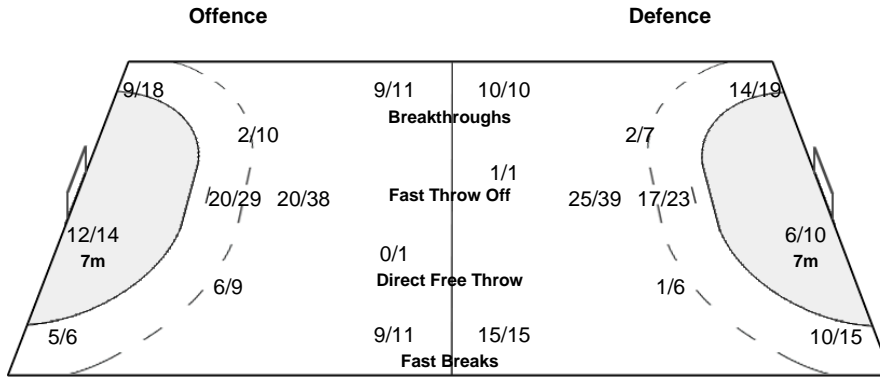
ISL - Iceland
After 3 matches

OverView of Shot Distribution

Team
Goals / Shots

7/7	10/13	11/12
11/16	1/1	12/17
18/19	9/14	13/25

4-Missed 6-Post 12-Blocked



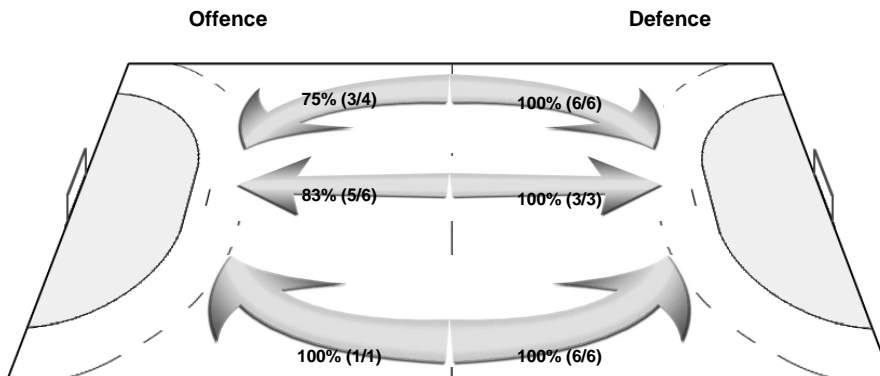
Goalkeepers
Saves / Shots

2/11	3/9	1/12
7/25	6/8	7/17
2/25	0/8	4/18

1 GUSTAVSSON B

2/9	3/9	1/11
6/22	5/6	7/16
2/20	0/6	4/17

Shot Distribution Fast Breaks



12 EDVARDSSON A

0/1		0/1
0/2	1/2	0/1
0/5	0/2	0/1



12th MEN'S EUROPEAN HANDBALL CHAMPIONSHIP

EHF EURO 2016

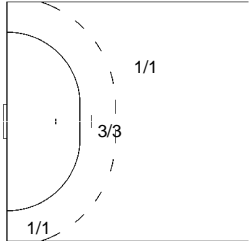


Cumulative Statistics

ISL - Iceland After 3 matches

Players Shot Distribution Goals / Shots

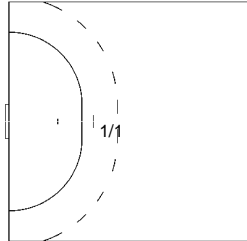
2 SVAVARSSON Vignir



	1/1	
2/2		1/1
	1/1	1/1

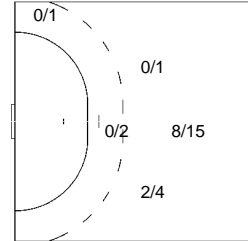
1/1
Fast Breaks

3 KRISTJANSSON Kari Kristjan



1/1		

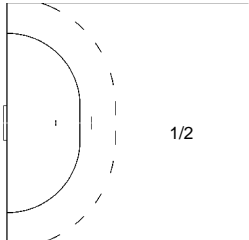
4 PALMARSSON Aron



2/2	1/1	2/3
1/2		2/4
3/4		1/1

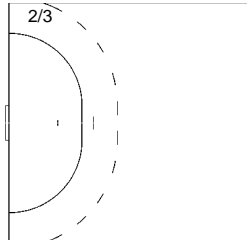
1-Missed 4-Post 4-Blocked
1/1 1/1
Fast Breaks Breakthroughs
0/1
Direct Free Throw

5 KARASON Runar



	1/1	0/1

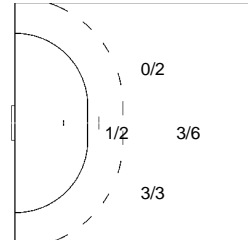
6 HALLGRIMSSON Asgeir Örn



	1/1	
		2/2
		1/1

1-Post
1/1 1/1
Fast Breaks Breakthroughs

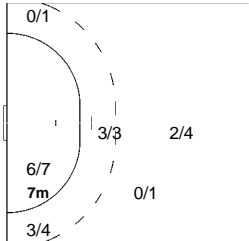
7 ATLASON Arnor



1/1	0/1	
1/1		0/1
4/4	1/1	1/2

3-Blocked
1/1
Breakthroughs

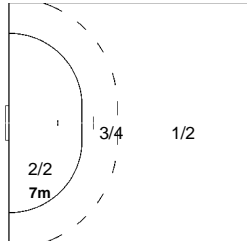
9 SIGURDSSON Gudjon Valur



1/1	3/3	3/3
2/3		2/2
2/2	2/4	2/5

2/3 1-Blocked
Fast Breaks Breakthroughs
1/1

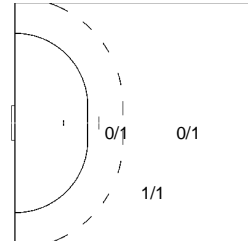
10 GUDJONSSON Snorri Steinn



		1/1
1/1		1/2
2/2	1/1	1/2

1-Missed
1/2
Fast Breaks

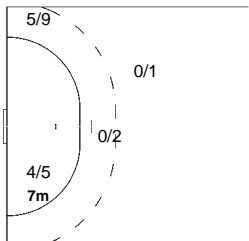
13 GUDMUNDSSON Olafur Andres



		1/1
	0/1	1/2

1/1
Breakthroughs

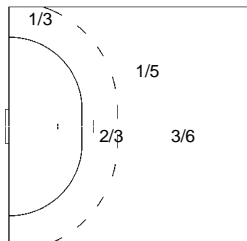
14 GUNNARSSON Arnor Thor



2/2	0/1	
2/2	1/1	1/2
2/2	1/1	2/4

1-Missed 1-Post 1-Blocked
2/2
Fast Breaks

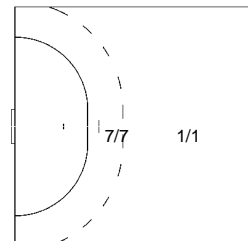
15 PETERSSON Alexander



1/1	1/2	4/4
1/3		2/2
2/2	0/2	1/4

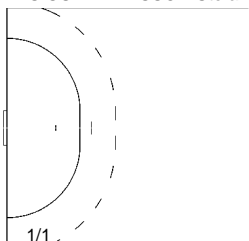
1-Missed 3-Blocked
1/1 4/6
Fast Breaks Breakthroughs

18 GUNNARSSON Robert



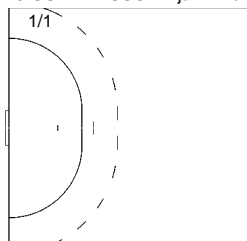
	1/1	
1/1		1/1
2/2	1/1	2/2

22 SIGURMANNSSON Stefan Rafn



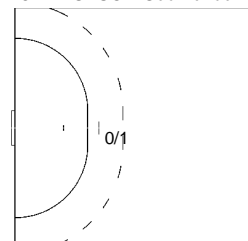
	1/1	

26 GUNNARSSON Bjarki Mar



	1/1	

28 HELGASON Gudmundur Holmar



0/1		