



12th MEN'S EUROPEAN HANDBALL CHAMPIONSHIP

EHF EURO 2016



Cumulative Statistics

POL - Poland After 7 matches

Time outs: 20 Avg. Time outs: 2.9

No	Name	M	Total			All Goals / Shots							Punishments				Offence			Defence			TP	
			P	Goals	Shots	%	7mP	7m%	6mC	Wing	BT	FB	FTO	9m	YC	RC	2M	2+2	AS	R7	TO/TF	ST		BS
1	SZMAL Sławomir	7																1						5:37:24
3	LJJEWSKI Krzysztof	6	15	22	68			1/2	2/3	2/2	2/2		8/13					14	2	10 / 3	4	2		3:15:29
6	KRAJEWSKI Przemyslaw	7	18	28	64	6/7	86	0/1	4/8	2/3	4/5	0/1	2/3	2		1		2	1	2 / 3	2		2	3:55:46
7	ORZECHOWSKI Robert	1	2	3	67				0/1				2/2					6		/ 2				21:01
8	BIELECKI Karol	7	34	66	52	6/10	60		1/3	2/2		1/1	24/50	1		1		12		12 / 3		1		2:59:49
11	WISNIEWSKI Adam	7	8	11	73			1/2	2/3	1/1	4/4	0/1				1		2	2	3			1	2:55:45
13	JURECKI Bartosz	2	7	8	88	5/5	100	1/2			1/1												1	9:36
15	JURECKI Michał	7	34	61	56	1/3	33	4/10	2/6	13/15	5/5	1/1	8/21	2		1		27	4	10 / 6	2	7	4	4:44:33
16	WYSZOMIRSKI Piotr	7																						1:22:22
17	KONITZ Bartosz	7	7	9	78			1/2	2/3				4/4			1		1		1 / 2			1	57:44
18	GRABARCZYK Piotr	7	2	4	50						2/3		0/1	4		8		1		/ 1	5	6	3	3:10:08
19	GLINSKI Rafał	6	4	5	80			3/3	1/2					2		2		3	1	3 / 2			2	1:43:18
21	MASLOWSKI Piotr	1	1	2	50				1/1				0/1					1	1	1				13:23
23	SYPRZAK Kamil	7	22	28	79			20/23	1/3		1/2			2		1		8	5	2 / 5	2	1	2	3:26:15
26	DASZEK Michał	7	15	22	68			2/5	8/9	0/1	5/7					1		5	4	3	1			4:50:14
28	GEBALA Maciej	5	2	3	67			2/3												/ 2				22:10
29	LUCAK Jakub	7	3	4	75				1/1	1/1	1/2							1		1	1		3	2:06:18
45	SZYBA Michał	7	14	29	48			0/2	3/7	2/3	2/3		7/14	1		4		16	4	1 / 2	1	1	5	3:18:29
49	CHRAPKOWSKI Piotr	7	5	10	50				0/1	1/1	2/3		2/5	2	1	6		4	1	/ 1	3	4	10	3:30:16
Team														2						3				
Totals			193	315	61	18/25	72	35/55	28/51	24/29	29/37	2/4	57/114	18	1	27	0	104	25	52 / 32	21	22	34	7:00:00

No	Name	M	Total			All Saves / Shots											
			P	Saves	Shots	%	7mP	7m%	6mC	Wing	BT	FB	FTO	9m	9m%	NS	NS%
1	SZMAL Sławomir	7	66	209	32	10/27	37	6/24	18/32	3/11	4/38	2/5	23/72	32	27/67	40	
16	WYSZOMIRSKI Piotr	7	13	64	20	1/4	25	1/6	4/14	0/2	1/14	0/1	6/23	26	5/22	23	
Totals			79	273	29	11/31	35	7/30	22/46	3/13	5/52	2/6	29/95	31	32/89	36	

Attacks

Team	All		Player Majority		Player Minority		Position Attacks		FB		Ind. FB		Team FB		TO	TO %
	G/Att.	%	G/Att.	%	G/Att.	%	G/Att.	%	G/Att.	%	G/Att.	%	G/Att.	%		
POL	193/372	52	28/47	60	12/33	36	162/329	49	29/39	74	9/9	100	20/30	67	84	23

Legend:	
%	Efficiency
AS	Assists
MP	Matches Played
S/S	Saves/Shots
YC	Yellow Cards
2Min	2 Minute Suspensions
BS	Blocked Shots
N/A	not applicable
ST	Steals
FTO	Fast Throw off
6m	6-metre Shots
BT	Breakthroughs
PL	Placement
TO (TF)	Turnovers (Technical Faults)
7m	7-metre Shots
FB	Fast Breaks
PR	Preliminary Round
TP	Time Played
9m	9-metre Shots
G/S	Goals/Shots
RC	Red Cards
Wing	Wing Shots



Cumulative Statistics

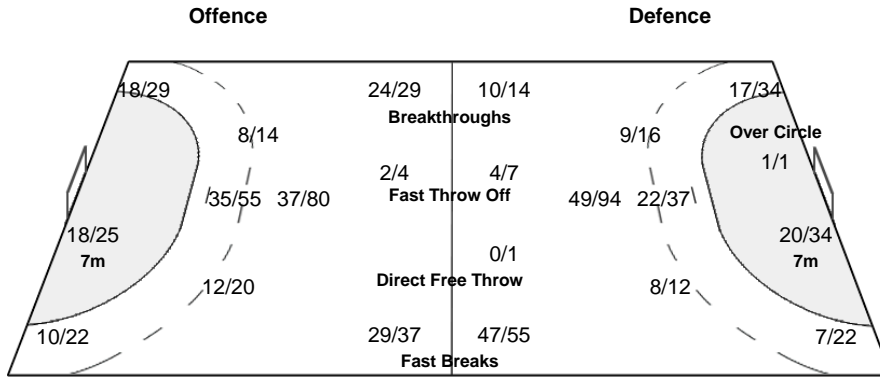
POL - Poland
After 7 matches

OverView of Shot Distribution

Team
Goals / Shots

15/18	8/9	12/18
22/40	2/3	23/36
55/74	13/15	43/60

8-Missed 20-Post 14-Blocked



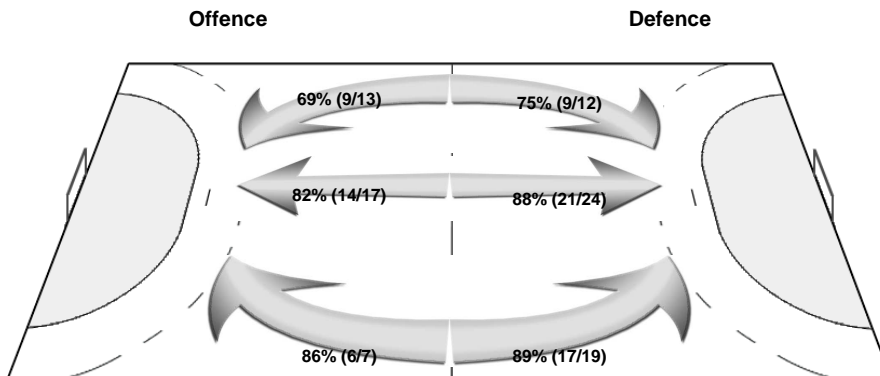
Goalkeepers
Saves / Shots

5/18	4/13	5/23
20/36	2/3	16/36
8/57	5/21	12/64

1 SZMAL S

5/17	4/10	4/19
16/28	2/2	13/28
7/43	4/15	9/45

Shot Distribution Fast Breaks



16 WYSZOMIRSKI P

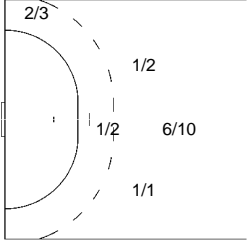
0/1	0/3	1/4
4/8	0/1	3/8
1/14	1/6	3/19

Cumulative Statistics

POL - Poland After 7 matches

Players Shot Distribution Goals / Shots

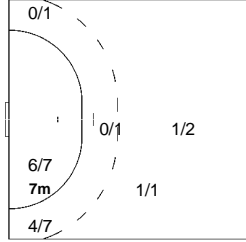
3 LIJEWSKI Krzysztof



1/1	0/1	2/2
2/2		1/2
5/5		4/5

2-Missed 2-Post
2/2 Fast Breaks 2/2 Breakthroughs

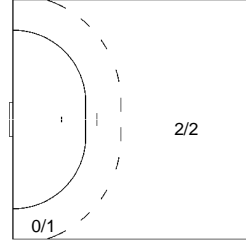
6 KRAJEWSKI Przemyslaw



2/2	2/2	2/2
0/2	1/1	1/2
3/4	1/1	6/8

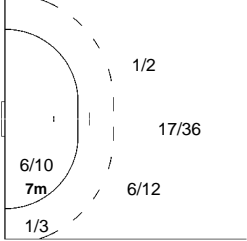
2-Missed 2-Post
4/5 Fast Breaks 2/3 Breakthroughs

7 ORZECOWSKI Robert



1/1	1/1	0/1

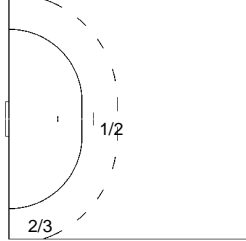
8 BIELECKI Karol



1/2	2/2	0/3
4/8	1/1	6/9
9/17		11/15

5-Post 4-Blocked
2/2 Breakthroughs

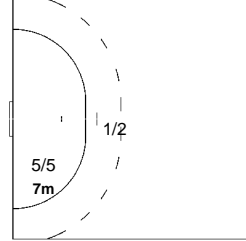
11 WISNIEWSKI Adam



1/1		1/1
0/2		2/2
4/5		

4/4 Fast Breaks 1/1 Breakthroughs

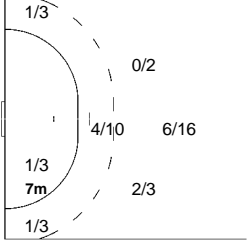
13 JURECKI Bartosz



3/4	1/1	3/3

1/1 Fast Breaks

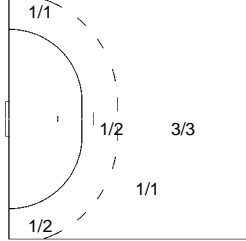
15 JURECKI Michal



5/6	2/2	2/4
3/5		5/8
12/15	0/2	5/8

2-Missed 3-Post 6-Blocked
5/5 Fast Breaks 13/15 Breakthroughs

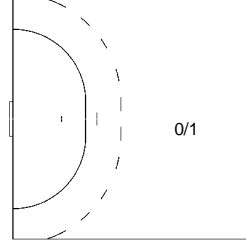
17 KONITZ Bartosz



	1/1	2/2
		2/2
	2/2	0/1

1-Blocked

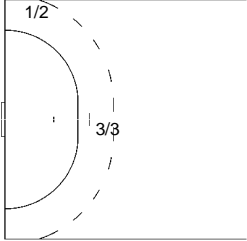
18 GRABARCZYK Piotr



0/1		
1/1		1/1

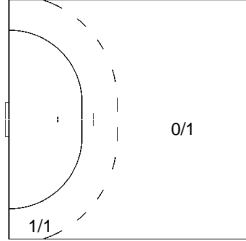
1-Post
2/3 Fast Breaks

19 GLINSKI Rafal



		0/1
1/1	1/1	2/2

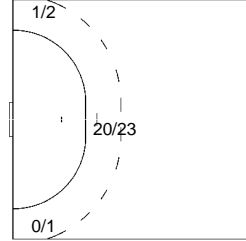
21 MASLOWSKI Piotr



	1/1	

1-Blocked

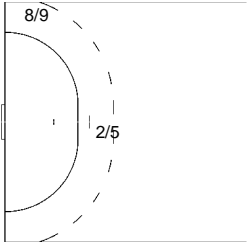
23 SYPRZAK Kamil



1/1		
5/8		2/3
6/7	4/4	4/5

1/2 Fast Breaks

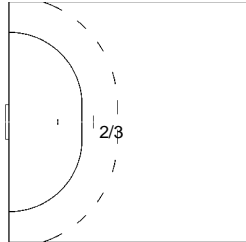
26 DASZEK Michal



1/1	1/1	2/2
4/6		1/2
1/2	1/1	4/5

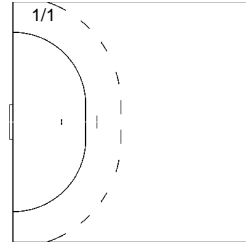
1-Post 1-Blocked
5/7 Fast Breaks 0/1 Breakthroughs

28 GEBALA Maciej



1/1		
0/1		1/1

29 LUCAK Jakub



2/2		1/1

1-Post
1/2 Fast Breaks 1/1 Breakthroughs