



12th MEN'S EUROPEAN HANDBALL CHAMPIONSHIP

EHF EURO 2016



Cumulative Statistics

SWE - Sweden After 7 matches

Time outs: 17 Avg. Time outs: 2.4

No	Name	M	Total			All Goals / Shots							Punishments				Offence			Defence			TP		
			P	Goals	Shots	%	7mP	7m%	6mC	Wing	BT	FB	FTO	9m	YC	RC	2M	2+2	AS	R7	TO/TF	ST		BS	P7
1	ANDERSSON Mattias	7	0	1	0						0/1			1				5						5:01:32	
4	OLSSON Markus	7	2	6	33			0/1				2/5			1		2							15:28	
5	PERSSON Linus	1	0	1	0							0/1	1				2		1				9:40		
6	KÄLLMAN Jonas	6	16	22	73			2/3	5/9		8/8	1/2					6	3	1/2		4	2	2	4:33:05	
9	TOLLBRING Jerry	1																						0:39	
10	EKBERG Niclas	7	15	25	60	7/10	70	0/1	3/6		4/7	1/1	1		1		7	2	2/2		2	1	1	3:49:22	
11	NILSSON Lukas	7	24	60	40	1/2	50	5/7	0/3	0/1	0/1	18/46			1		29	2	4/3			1	2	3:16:46	
14	KONRADSSON Jesper	7	8	18	44			2/4	2/3			4/11					18		4/3		1			2:34:03	
18	KARLSSON Tobias	7	0	1	0						0/1			4		7		2		1		2	10	6	3:20:03
19	JAKOBSSON Johan	7	32	55	58			6/8	7/10		1/2	18/35	4		6		28	3	8/7			1	7	4:48:06	
20	APPELGREN Mikael	7																						1:55:30	
24	PETERSEN Fredrik	7	7	15	47	4/6	67	1/2	2/4			0/3			1		5	1	1					2	2:49:51
28	STENMALM Philip	7	7	8	88			1/1				6/7	1				3	1	1			2	3	1:30:15	
29	CEDERHOLM Andreas	6	4	7	57			0/2	1/1	0/1		3/3			1		3	2	2/3			1	1	1:07:35	
31	ÖSTLUND Viktor	7	24	40	60			3/7	5/7		3/3	13/23	2		3		20	2	7/1		1	3	6	4:00:16	
32	ZACHRISSON Mattias	7	9	14	64				5/6		3/6	1/2					6		/1		3		2	3:10:06	
35	NILSSON Andreas	7	15	18	83			14/17				1/1	1		1		4	3	4/3			1	5	2:51:30	
36	NIELSEN Jesper	7	10	11	91			5/6			5/5			4	1	5		2	2	2/4		2	4	3:46:13	
Team													2								4				
Totals			173	302	57	12/18	67	39/59	30/49	0/2	24/34	0/0	68/140	21	1	27	0	142	21	42/29	14	24	41	7:00:00	

No	Name	M	Total			All Saves / Shots										
			P	Saves	Shots	%	7mP	7m%	6mC	Wing	BT	FB	FTO	9m	9m%	NS
1	ANDERSSON Mattias	7	59	170	35	5/25	20	9/33	15/47		2/11	28/54	52	24/80	30	
20	APPELGREN Mikael	7	24	77	31	1/11	9	7/13	6/21		1/6	9/26	35	13/34	38	
Totals			84	252	33	6/36	17	16/49	22/69	0/0	3/18	0/0	37/80	46	38/118	32

Attacks

Team	All		Player Majority		Player Minority		Position Attacks		FB		Ind. FB		Team FB		TO	TO %
	G/Att.	%	G/Att.	%	G/Att.	%	G/Att.	%	G/Att.	%	G/Att.	%	G/Att.	%		
SWE	173/339	51	21/33	64	11/31	35	149/303	49	24/36	67			24/36	67	71	21

Legend:	
%	Efficiency
AS	Assists
MP	Matches Played
S/S	Saves/Shots
YC	Yellow Cards
2Min	2 Minute Suspensions
BS	Blocked Shots
N/A	not applicable
ST	Steals
FTO	Fast Throw off
6m	6-metre Shots
BT	Breakthroughs
PL	Placement
TO (TF)	Turnovers (Technical Faults)
7m	7-metre Shots
FB	Fast Breaks
PR	Preliminary Round
TP	Time Played
9m	9-metre Shots
G/S	Goals/Shots
RC	Red Cards
Wing	Wing Shots



Cumulative Statistics

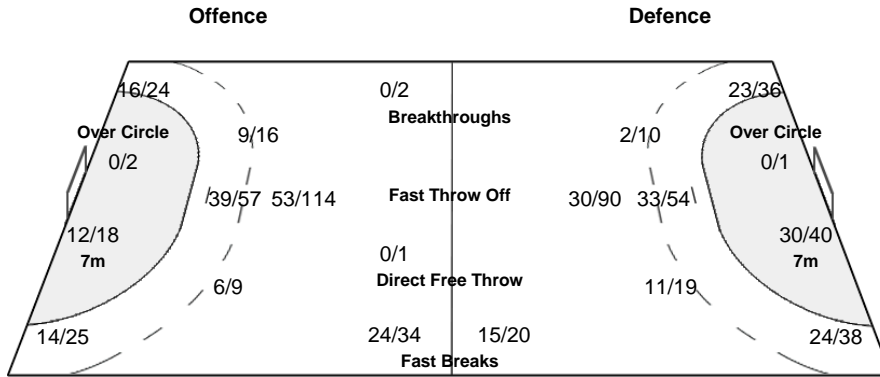
SWE - Sweden
After 7 matches

OverView of Shot Distribution

Team
Goals / Shots

9/15	5/8	22/23
24/44	13/29	24/40
30/37	14/24	32/37

12-Missed 15-Post 17-Blocked



Goalkeepers
Saves / Shots

7/28	5/12	7/26
20/38	16/26	18/52
3/26	2/14	6/30

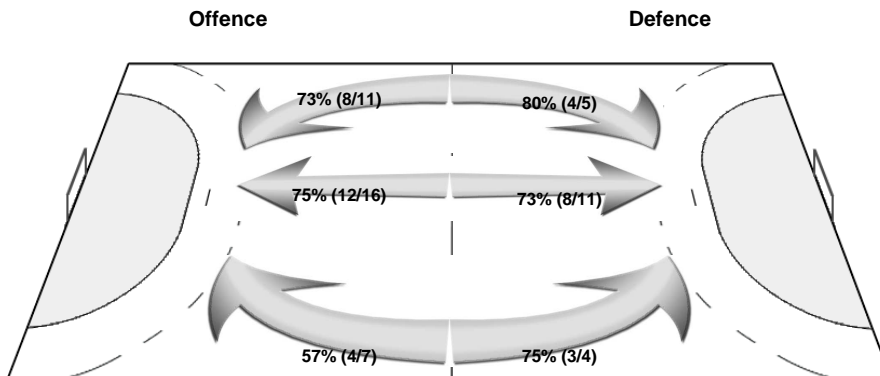
1 ANDERSSON M

6/20	5/8	5/17
11/26	13/21	12/31
2/18	2/7	3/22

20 APPELGREN M

1/7	0/4	2/8
9/12	2/4	6/21
1/6	0/7	3/8

Shot Distribution Fast Breaks

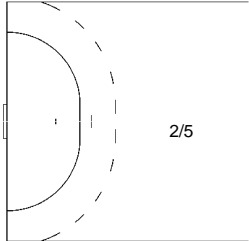


Cumulative Statistics

SWE - Sweden After 7 matches

Players Shot Distribution Goals / Shots

4 OLSSON Markus

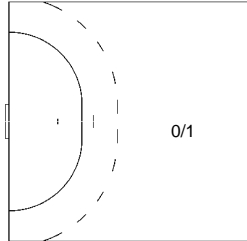


0/2		
1/1		1/1

1-Missed 1-Post

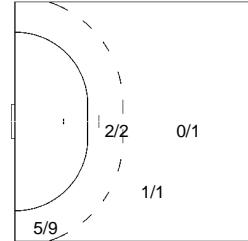
0/1
Over Circle

5 PERSSON Linus



0/1		

6 KÄLLMAN Jonas



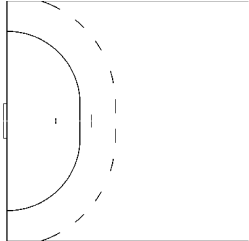
0/1	1/1	1/1
4/6	1/1	
3/3	1/2	5/5

2-Post

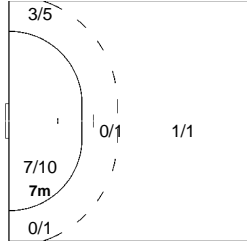
8/8
Fast Breaks

0/1
Over Circle

9 TOLLBRING Jerry



10 EKBERG Niclas

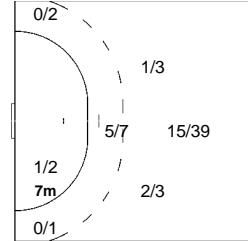


3/3		2/2
4/7	1/1	0/4
4/5		1/2

1-Missed

4/7
Fast Breaks

11 NILSSON Lukas



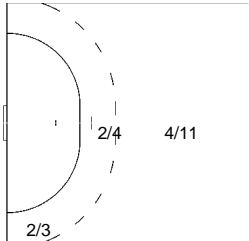
0/2	1/2	7/8
3/6	0/3	1/4
8/11	1/4	3/6

5-Missed 6-Post 2-Blocked

0/1
Fast Breaks Breakthroughs

0/1
Direct Free Throw

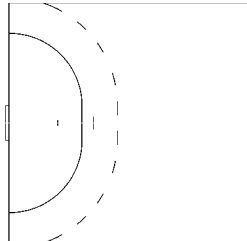
14 KONRADSSON Jesper



0/1	0/1	
1/4	1/2	3/3
1/1	0/1	2/2

3-Blocked

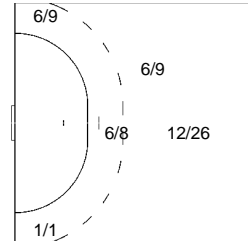
18 KARLSSON Tobias



1-Missed

0/1
Fast Breaks

19 JAKOBSSON Johan

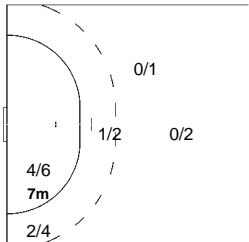


1/3	1/1	1/1
7/10	2/6	6/8
6/6	2/5	6/6

1-Missed 3-Post 5-Blocked

1/2
Fast Breaks

24 PETERSEN Fredrik

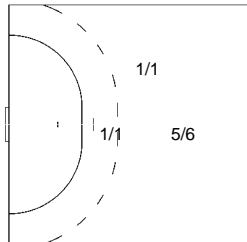


	1/2	0/3
0/1	2/2	4/4

2-Missed

1-Blocked

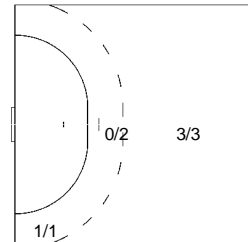
28 STENMALM Philip



		1/1
3/3	1/1	2/2

1-Blocked

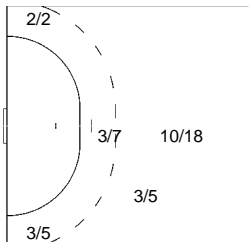
29 CEDERHOLM Andreas



2/2		
0/1	0/1	
1/2		1/1

0/1
Breakthroughs

31 ÖSTLUND Viktor

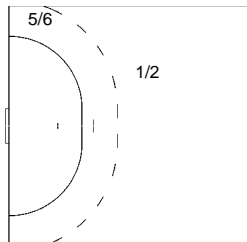


2/2	1/2	6/6
1/2	2/4	3/3
3/4	2/4	4/4

1-Missed 3-Post 5-Blocked

3/3
Fast Breaks

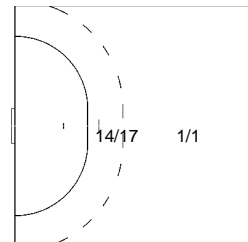
32 ZACHRISSON Mattias



1/1		2/2
1/1	1/2	1/5
		3/3

3/6
Fast Breaks

35 NILSSON Andreas



	1/1	1/1
1/2	3/4	5/5
	4/4	0/1