



10th MEN'S EUROPEAN HANDBALL CHAMPIONSHIP

EURO 2012



Cumulative Statistics

GER - Germany After 6 Games

Coach: HEUBERGER Martin

Time outs: 12 Avg. Time outs: 2.0

No	Name	M	Total			All Goals / Shots						Punishments				Offence			Defence			TP	
			P	Goals	Shots	%	7mP	7m%	6mC	Wing	BT	FB	9m	YC	RC	2M	2+2	AS	R7	TO/TF	ST		BS
2	HENS Pascal	6	3	13	23					0/1		3/12			1		2		3 / 1				1:12:55
3	GENSHEIMER Uwe	6	26	47	55	14/18	78	0/1	8/18		4/6	0/4	2		3		1	3		3			3:39:39
4	ROGGISCH Oliver	6	4	5	80			4/4				0/1	3	1	11		3		/ 1	1	4	7	3:02:31
5	KLEIN Dominik	6	10	16	63			1/3	4/7		5/6			1	2		1	3	/ 1	4		3	2:30:06
6	PFAHL Adrian	6	8	18	44	1/1	100	1/1	0/2	1/1		5/13	1				2	1	3 / 5	1	1		1:27:50
7	WIENCEK Patrick	6	4	5	80			4/5						1			1	1	/ 1				27:23
8	THEUERKAUF Christoph	6	16	23	70	0/1	0	15/21	1/1								1	4		1			2:01:50
11	GLANDORF Holger	6	14	32	44			1/5		4/5	1/1	8/21	1		1		16	3	12 / 5	1	4	1	4:16:46
12	HEINEVETTER Silvio	6															2		2				4:38:25
13	CHRISTOPHERSEN Sven-Sören	6	9	22	41			0/1			1/1	8/20	1		2		5		4 / 1	1	1		2:15:45
14	GROETZKI Patrick	6	13	20	65			1/2	7/13		5/5		2				1		1	3		2	3:21:02
16	LICHTLEIN Carsten	6															1						1:21:29
19	STROBEL Martin	1	0	1	0			0/1							1								11:58
20	SPRENGER Christian	6	14	16	88			1/1	9/11		4/4			1		1	1	3		3			2:38:25
21	KAUFMANN Lars	6	23	50	46			3/6	1/2	3/5	0/1	16/36	3		4		11	3	9 / 7			2	4:03:10
24	HAAß Michael	6	12	24	50			2/3	0/1	3/3	1/1	6/16	5		2		12	1	4 / 4	1		2	4:50:46
Team													2						2				
Totals			156	292	53	15/20	75	33/54	30/55	11/15	21/25	46/123	20	2	29	0	60	20	41 / 28	19	10	17	6:00:00

No	Name	M	Total			All Saves / Shots									
			P	Saves	Shots	%	7mP	7m%	6mC	Wing	BT	FB	9m	9m%	NS
12	HEINEVETTER Silvio	6	58	177	33	2/12	17	10/40	5/25	3/9	5/22	33/69	48	18/74	24
16	LICHTLEIN Carsten	6	16	53	30	1/3	33	4/11	3/9	1/2	0/7	7/21	33	8/22	36
Totals			74	230	32	3/15	20	14/51	8/34	4/11	5/29	40/90	44	26/96	27

Attacks

Team	All		Player Majority		Player Minority		Position Attacks		FB		Ind. FB		Team FB		TO	TO %
	G/Att.	%	G/Att.	%	G/Att.	%	G/Att.	%	G/Att.	%	G/Att.	%	G/Att.	%		
GER	156/323	48	13/30	43	19/46	41	135/295	46	21/28	75	14/16	88	7/12	58	69	21

Legend:	
%	Efficiency
AS	Assists
EX	Exclusions
n/a	not applicable
S/S	Saves/Shots
Wing	Wing Shots
2Min	2 Minute Suspensions
BM	Bronze Medal Match
FB	Fast Breaks
PL	Placement
SF	Semifinal
YC	Yellow Cards
6m	6-metre Shots
BS	Blocked Shots
G/S	Goals/Shots
PR	Preliminary Round
ST	Steals
7m	7-metre Shots
BT	Breakthroughs
GM	Gold Medal Match
QF	Quarterfinal
TF	Technical Faults
9m	9-metre Shots
DSQ	Disqualified
MP	Matches Played
RC	Red Cards
TP	Time Played



Cumulative Statistics

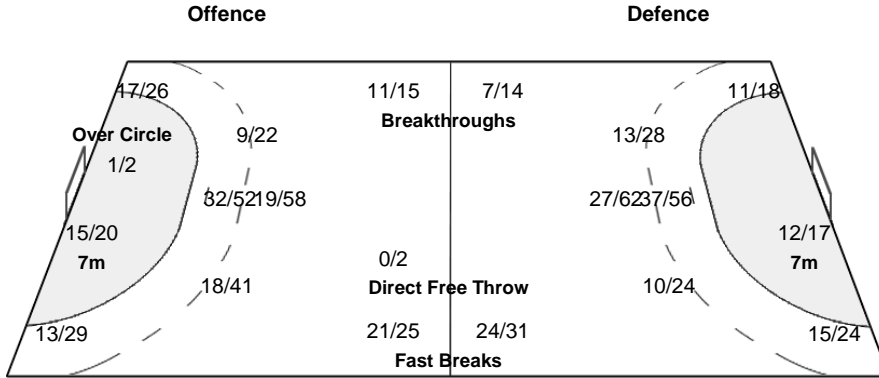
GER - Germany
After 6 Games

OverView of Shot Distribution

Players Goals / Shots

Team		
Goals / Shots		
13/14	13/19	15/17
9/20	1/8	8/25
37/51	17/25	43/53

21-Missed 18-Post 21-Blocked



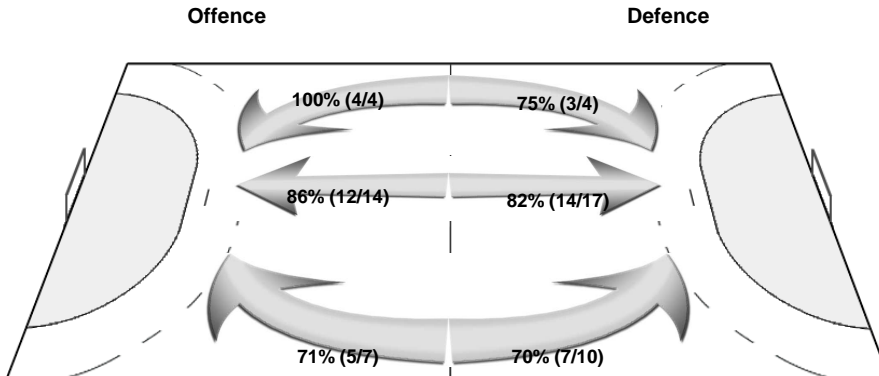
Goalkeepers
Saves / Shots

7/22	3/11	1/20
11/25	12/15	13/26
12/43	6/14	8/53

12 HEINEVETTER S

7/19	3/10	0/19
8/16	12/15	9/22
9/29	4/10	6/37

Shot Distribution Fast Breaks



16 LICHTLEIN C

0/3	0/1	1/1
3/9		4/4
3/14	2/4	2/16

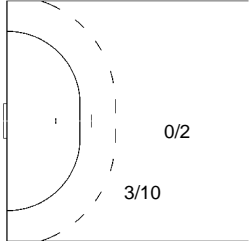


Cumulative Statistics

GER - Germany After 6 Games

Players Shot Distribution Goals / Shots

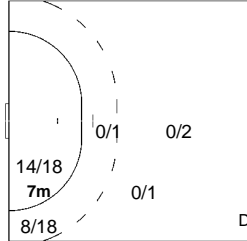
2 HENS Pascal



2/2	1/1		
0/2			
	0/1	0/1	

2-Missed 2-Post 2-Blocked
0/1 Breakthroughs

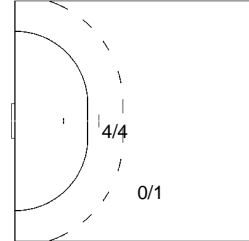
3 GENSHEIMER Uwe



1/1	2/3	4/5
0/2		1/5
5/8	3/4	10/11

3-Missed 3-Post 2-Blocked
4/6 Fast Breaks
0/1 Direct Free Throw

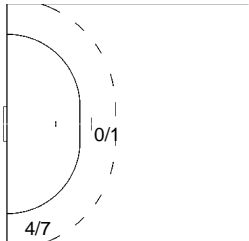
4 ROGGISCH Oliver



	2/2	
	1/1	1/1

1-Blocked

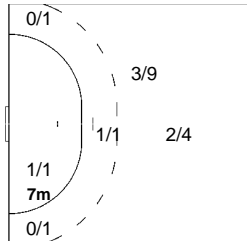
5 KLEIN Dominik



1/1	1/1	1/2
1/1		1/1
2/3		3/3

3-Missed 1-Post
5/6 Fast Breaks
1/2 Over Circle

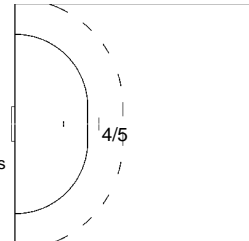
6 PFAHL Adrian



	0/2	1/2
5/6		2/4

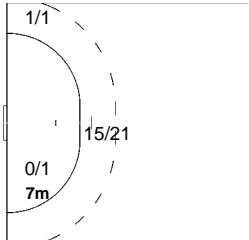
2-Missed 1-Post 1-Blocked
1/1 Breakthroughs

7 WIENCEK Patrick



1/1		2/2
		1/2

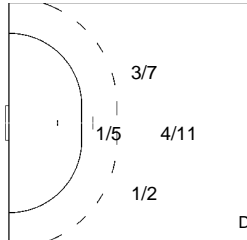
8 THEUERKAUF Christoph



2/2	1/1	1/1
1/1	0/1	0/3
2/2	3/5	6/6

1-Post

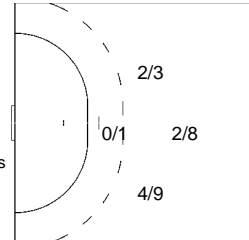
11 GLANDORF Holger



1/1	1/2	2/2
1/3	0/1	1/2
1/4	2/2	5/5

3-Missed 2-Post 5-Blocked
1/1 Fast Breaks 4/5 Breakthroughs
0/1 Direct Free Throw

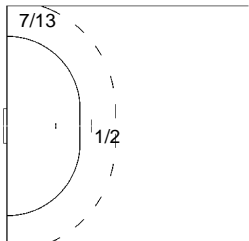
13 CHRISTOPHERSEN Sven-Sören



	0/2	
	0/1	
4/7	2/2	3/4

1-Missed 1-Post 4-Blocked
1/1 Fast Breaks

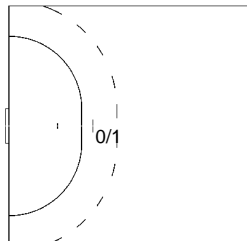
14 GROETZKI Patrick



5/5	0/1	
0/2	1/1	1/1
3/3	1/1	2/2

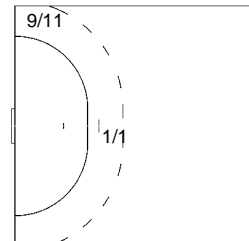
2-Missed 2-Post
5/5 Fast Breaks

19 STROBEL Martin



		0/1

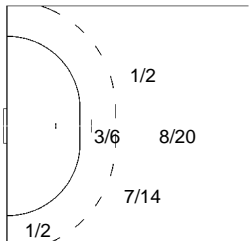
20 SPRENGER Christian



	1/1	1/1
2/3		1/1
7/7	1/1	1/1

1-Post
4/4 Fast Breaks

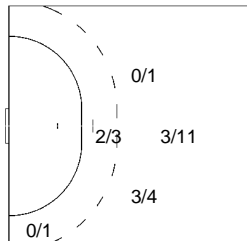
21 KAUFMANN Lars



0/1	2/3	2/2
2/4	0/2	0/2
7/10	4/5	6/10

4-Missed 2-Post 5-Blocked
0/1 Fast Breaks 3/5 Breakthroughs

24 HAAß Michael



	2/2	2/2
2/2		1/6
1/1	0/3	4/4

1-Missed 2-Post 1-Blocked
1/1 Fast Breaks 3/3 Breakthroughs