



# 10th MEN'S EUROPEAN HANDBALL CHAMPIONSHIP

## EURO 2012



### Cumulative Statistics

### ISL - Iceland After 6 Games

Coach: GUDMUNDSSON Gudmundur T.

Time outs: 7 Avg. Time outs: 1.2

No	Name	M	Total			All Goals / Shots						Punishments				Offence			Defence			TP		
			P	Goals	Shots	%	7mP	7m%	6mC	Wing	BT	FB	9m	YC	RC	2M	2+2	AS	R7	TO/TF	ST		BS	P7
1	GÚSTAVSSON Björgvin Páll	6	0	1	0						0/1						2							5:14:49
2	SVAVARSSON Vignir	6	9	11	82			1/1		1/1	7/9			4		4	3	1	/ 2			7	2	2:05:07
3	KRISTJÁNSSON Kári Kristján	6	6	11	55			5/10	1/1							1	6	/ 1						39:54
4	PÁLMARSSON Aron	6	22	49	45			1/1	1/3	3/5	0/1	17/39	1		2	22	2	7 / 2		1		4	4:08:22	
5	INGIMUNDARSON Ingimundur	6											1		1	3					1	2	48:45	
6	HALLGRÍMSSON Ásgeir Örn	6	13	28	46				2/3	3/3	6/7	2/15	4		1	10	3	2 / 2		5	2	4	4:20:04	
7	ATLASON Arnór	6	21	38	55			3/4	0/1	6/6	0/1	12/26	1		3	25	3	10 / 4		1	3		4:42:40	
8	ÓLAFSSON Thórir	6	18	23	78	4/4	100	1/1	7/11		6/7		1			3	1	/ 3		1			4:04:33	
9	SIGURDSSON Guðjón Valur	6	41	63	65	15/20	75	3/4	11/20	3/3	7/11	2/5				9		3 / 3		1		4	6:00:00	
12	EDVARSSON Aron Rafn	3														1							16:11	
13	GRÉTARSSON Oddur	1																						
14	GUDMUNDSSON Ólafur Andrés	6	1	1	100							1/1									1	1	13:37	
15	PETERSSON Alexander	6	13	23	57			0/1	1/1	3/3	2/4	7/14			2	6	1	4 / 3		1		5	2:25:21	
16	GUDMUNDSSON Hreidar Levý	3																					29:00	
17	JAKOBSSON Sverre	6	3	3	100						3/3		5		7					3	8	2	2:33:31	
18	GUNNARSSON Róbert	6	18	22	82			13/16	5/6							5	7	2 / 8				1	2:09:44	
19	KÁRASON Rúnar	3	9	15	60				0/1	1/2	1/1	7/11				1		3 / 1		2		1	1:18:52	
21	RAGNARSSON Ólafur Bjarki	6	3	4	75			1/1			0/1	2/2				1		2		1		1	29:30	
Team													2						1					
Totals			177	292	61	19/24	79	28/39	28/47	20/23	32/46	50/113	19	0	20	0	92	24	33 / 30	16	19	30	6:00:00	

No	Name	M	Total			All Saves / Shots									
			P	Saves	Shots	%	7mP	7m%	6mC	Wing	BT	FB	9m	9m%	NS
1	GÚSTAVSSON Björgvin Páll	6	59	210	28	8/24	33	10/27	10/46	1/19	3/19	27/75	36	21/92	23
12	EDVARSSON Aron Rafn	3	3	10	30	0/1	0	0/3	0/2			3/4	75	0/5	0
16	GUDMUNDSSON Hreidar Levý	3	4	24	17	1/3	33	0/4	0/2	0/4	0/1	3/10	30	0/10	0
Totals			66	244	27	9/28	32	10/34	10/50	1/23	3/20	33/89	37	21/107	20

### Attacks

Team	All		Player Majority		Player Minority		Position Attacks		FB		Ind. FB		Team FB		TO	TO %
	G/Att.	%	G/Att.	%	G/Att.	%	G/Att.	%	G/Att.	%	G/Att.	%	G/Att.	%		
ISL	177/328	54	28/39	72	15/27	56	145/277	52	32/51	63	4/5	80	28/46	61	63	19

Legend:	
%	Efficiency
AS	Assists
EX	Exclusions
n/a	not applicable
S/S	Saves/Shots
Wing	Wing Shots
2Min	2 Minute Suspensions
BM	Bronze Medal Match
FB	Fast Breaks
PL	Placement
SF	Semifinal
YC	Yellow Cards
6m	6-metre Shots
BS	Blocked Shots
G/S	Goals/Shots
PR	Preliminary Round
ST	Steals
7m	7-metre Shots
BT	Breakthroughs
GM	Gold Medal Match
QF	Quarterfinal
TF	Technical Faults
9m	9-metre Shots
DSQ	Disqualified
MP	Matches Played
RC	Red Cards
TP	Time Played



## Cumulative Statistics

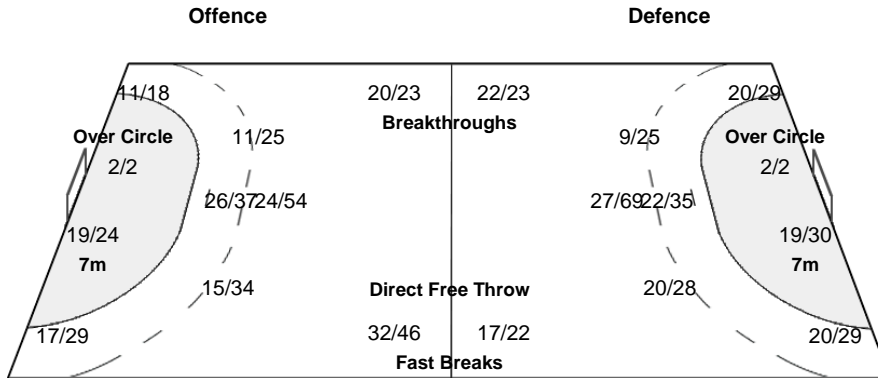
### ISL - Iceland After 6 Games

#### OverView of Shot Distribution

Players Goals / Shots

Team		
Goals / Shots		
11/17	8/11	20/23
25/34	1/9	8/22
43/55	20/29	41/50

11-Missed 12-Post 18-Blocked



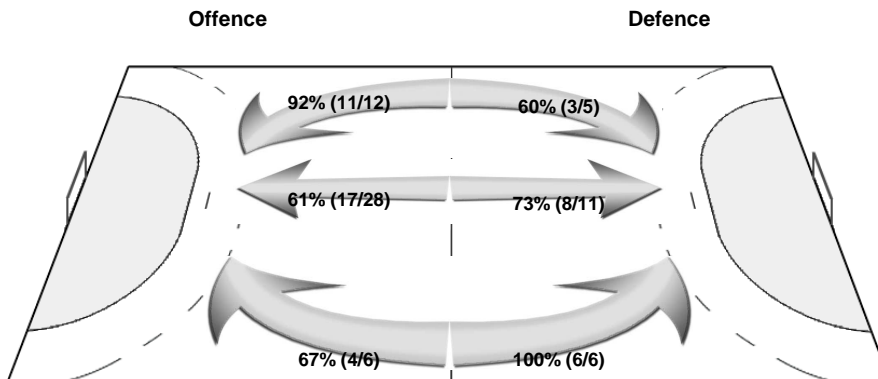
Goalkeepers  
Saves / Shots

3/14	8/18	4/21
13/35	7/8	12/28
1/40	9/29	9/51

1 GÚSTAVSSON B

3/11	8/17	4/19
11/32	5/6	9/22
1/32	9/28	9/43

#### Shot Distribution Fast Breaks



12 EDVARSSON A

0/1		
1/1	2/2	0/1
0/2		0/3

16 GUDMUNDSSON H

0/2	0/1	0/2
1/2		3/5
0/6	0/1	0/5

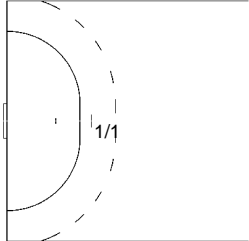


## Cumulative Statistics

### ISL - Iceland After 6 Games

#### Players Shot Distribution Goals / Shots

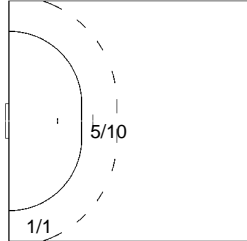
2 SVAVARSSON Vignir



	2/2	1/2
2/2		0/1
1/1	1/1	2/2

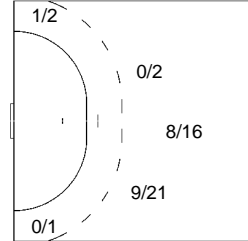
7/9 Fast Breaks      1/1 Breakthroughs

3 KRISTJÁNSSON Kári Kristján



	0/1	
1/2		0/2
2/3	1/1	2/2

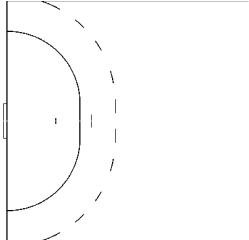
4 PÁLMARSSON Aron



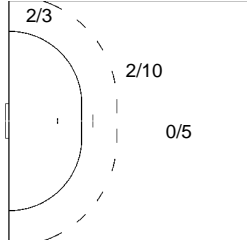
3/5		5/5
3/6	0/2	1/3
5/7	0/1	5/7

5-Missed1-Post 7-Blocked  
0/1 Fast Breaks      3/5 Breakthroughs  
1/1 Over Circle

5 INGIMUNDARSON Ingimundur



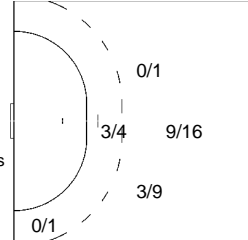

6 HALLGRÍMSSON Ásgeir Örn



2/3		3/3
3/3		0/3
4/8	1/2	0/2

6/7 Fast Breaks      3/3 Breakthroughs  
4-Blocked

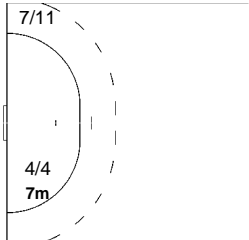
7 ATLASON Arnór



1/1	1/4	1/2
4/7	4/6	10/11

1-Missed2-Post 4-Blocked  
0/1 Fast Breaks      6/6 Breakthroughs

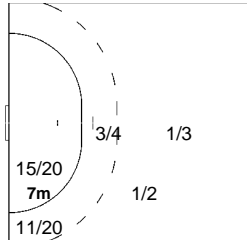
8 ÓLAFSSON Þórir



3/3		0/1
3/3		1/1
7/7	0/2	4/5

1-Missed  
6/7 Fast Breaks      1/1 Over Circle

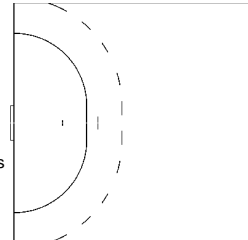
9 SIGURDSSON Guðjón Valur



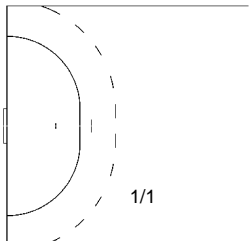
3/6	3/5	8/8
1/2	0/2	1/4
10/12	6/8	9/10

7/11 Fast Breaks      3/3 Breakthroughs  
4-Post 1-Blocked

13 GRÉTARSSON Oddur

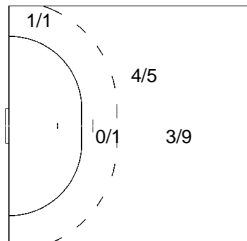



14 GUDMUNDSSON Ólafur Andrés



1/1		
-----	--	--

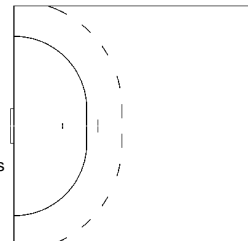
15 PETERSSON Alexander



6/7	0/1	1/2
3/3	1/2	2/3

1-Missed2-Post 2-Blocked  
2/4 Fast Breaks      3/3 Breakthroughs

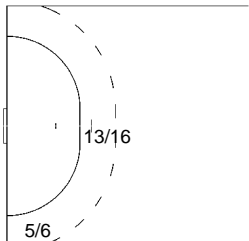
17 JAKOBSSON Sverre



		1/1
	2/2	

3/3 Fast Breaks

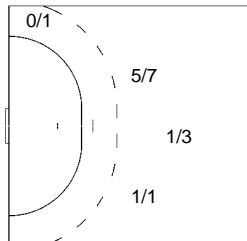
18 GUNNARSSON Róbert



	1/1	1/1
3/6		1/1
4/4	4/4	4/4

1-Post

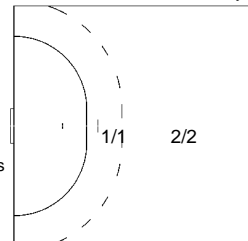
19 KÁRASON Rúnar



	2/2	1/1
		2/4
2/2		2/3

1-Missed2-Post  
1/1 Fast Breaks      1/2 Breakthroughs

21 RAGNARSSON Ólafur Bjarki



1/1		
1/1		1/1

1-Missed  
0/1 Fast Breaks