



10th MEN'S EUROPEAN HANDBALL CHAMPIONSHIP

EURO 2012



Cumulative Statistics

POL - Poland After 6 Games

Coach: WENTA Bogdan

Time outs: 7 Avg. Time outs: 1.2

No	Name	M	Total			All Goals / Shots							Punishments				Offence			Defence			TP
			P	Goals	Shots	%	7mP	7m%	6mC	Wing	BT	FB	9m	YC	RC	2M	2+2	AS	R7	TO/TF	ST	BS	
2	JASZKA Bartlomiej	6	15	30	50			4/6	0/1	3/5	4/6	4/12	1		1		4		7 / 6	4	2		3:21:28
3	LJEWski Krzysztof	6	10	30	33			0/3		1/4	0/1	9/22	1		1		11	2	9 / 2	4		1	1:59:23
4	KUCHCZYNSKI Patryk	6	16	26	62			1/1	4/11		11/14						2		1 / 2			4	4:18:44
6	TKACZYK Grzegorz	6	19	29	66	2/3	67	3/6		2/3	5/5	7/12			2		9		3 / 2	3	1	1	2:38:52
8	BIELECKI Karol	6	13	30	43			1/1	1/2		1/1	10/26					5		1 / 1	2	3		1:42:19
11	WISNIEWSKI Adam	6	12	17	71			2/3	6/7		4/5	0/2			2				1	3			2:52:49
12	WICHARY Marcin	6															1		1				3:16:11
13	JURECKI Bartosz	6	20	24	83			14/16	0/1		6/7		2		4		6	4	3 / 3	2	3	2	2:55:54
15	JURECKI Michal	6	21	36	58			4/5	1/1	2/2	4/5	10/23	2		5		26	1	11 / 1	5	10	3	4:23:36
16	WYSZOMIRSKI Piotr	6															4						2:43:49
19	TLUCZYNSKI Tomasz	6	15	24	63	7/12	58	0/1	6/8		2/3		2		2		1		1 / 1			3	3:10:17
20	JURKIEWICZ Mariusz	6	12	18	67			3/4		3/3	3/5	3/6	3		1		14	2	3 / 2	5	7	2	3:27:04
23	SYPRZAK Kamil	6	9	11	82			8/10	1/1				2				2	3	1 / 3			1	58:32
29	KWIATKOWSKI Zbigniew	6	3	3	100								2		3		2	2		2	5	1	1:14:10
41	ZAREMBA Mateusz	6	1	6	17				0/1			1/5			2		2		1	2	2		1:15:36
43	ORZECOWSKI Robert	6	7	11	64				2/3		5/8						1	1	1 / 1				1:41:16
Team													2		1				1				
Totals			173	295	59	9/15	60	40/56	21/36	11/17	48/63	44/108	17	0	24	0	90	15	44 / 25	32	33	18	6:00:00

No	Name	M	Total			All Saves / Shots									
			P	Saves	Shots	%	7mP	7m%	6mC	Wing	BT	FB	9m	9m%	NS
12	WICHARY Marcin	6	41	124	33	3/8	38	4/24	11/37	0/4	1/9	22/42	52	15/65	23
16	WYSZOMIRSKI Piotr	6	27	104	26	2/9	22	3/23	4/18	3/9	0/14	15/31	48	10/50	20
Totals			68	228	30	5/17	29	7/47	15/55	3/13	1/23	37/73	51	25/115	22

Attacks

Team	All		Player Majority		Player Minority		Position Attacks		FB		Ind. FB		Team FB		TO	TO %
	G/Att.	%	G/Att.	%	G/Att.	%	G/Att.	%	G/Att.	%	G/Att.	%	G/Att.	%		
POL	173/336	51	28/49	57	16/36	44	125/268	47	48/68	71	7/9	78	41/59	69	69	21

Legend:	
%	Efficiency
AS	Assists
EX	Exclusions
n/a	not applicable
S/S	Saves/Shots
Wing	Wing Shots
2Min	2 Minute Suspensions
BM	Bronze Medal Match
FB	Fast Breaks
PL	Placement
SF	Semifinal
YC	Yellow Cards
6m	6-metre Shots
BS	Blocked Shots
G/S	Goals/Shots
PR	Preliminary Round
ST	Steals
7m	7-metre Shots
BT	Breakthroughs
GM	Gold Medal Match
QF	Quarterfinal
TF	Technical Faults
9m	9-metre Shots
DSQ	Disqualified
MP	Matches Played
RC	Red Cards
TP	Time Played



Cumulative Statistics

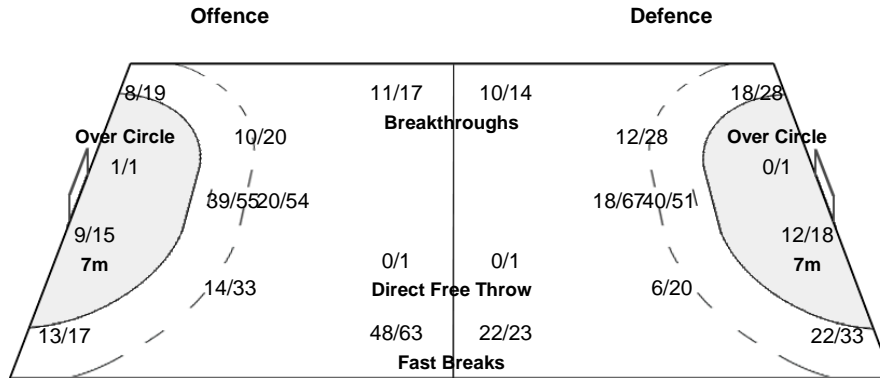
POL - Poland After 6 Games

OverView of Shot Distribution

Players Goals / Shots

Team		
Goals / Shots		
21/27	7/10	20/24
31/43	3/10	12/22
40/57	9/13	30/45

11-Missed 15-Post 14-Blocked



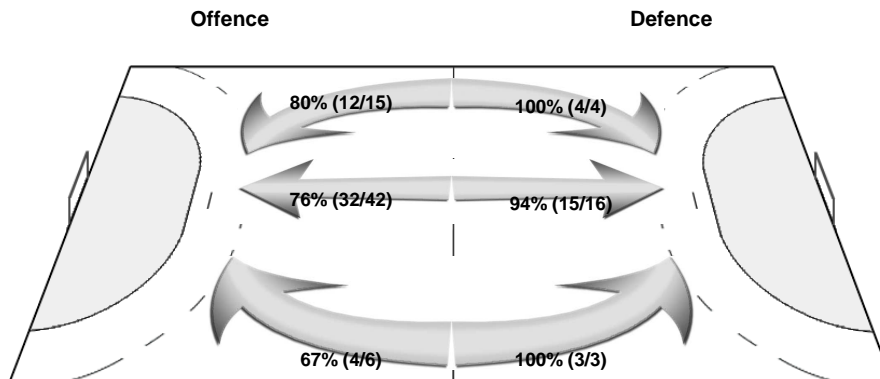
Goalkeepers
Saves / Shots

8/22	7/20	1/13
9/16	9/9	7/16
10/56	8/26	7/48

12 WICHARY M

5/14	4/11	1/5
6/10	7/7	6/12
6/32	1/9	4/23

Shot Distribution Fast Breaks



16 WYSZOMIRSKI P

3/8	3/9	0/8
3/6	2/2	1/4
4/24	7/17	3/25

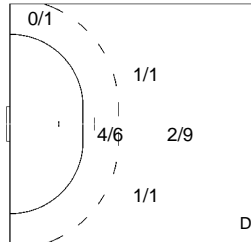


Cumulative Statistics

POL - Poland After 6 Games

Players Shot Distribution Goals / Shots

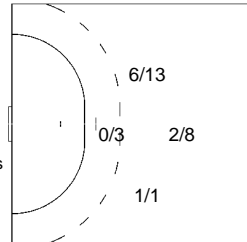
2 JASZKA Bartlomiej



5/6	0/1	2/2
6/7	0/1	0/2
2/4		0/2

2-Missed 2-Post 1-Blocked
4/6 3/5
Fast Breaks Breakthroughs
0/1
Direct Free Throw

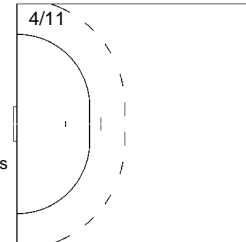
3 LIJEWSKI Krzysztof



	0/1	
1/2	1/4	0/1
2/6	1/3	5/8

2-Missed 1-Post 2-Blocked
0/1 1/4
Fast Breaks Breakthroughs

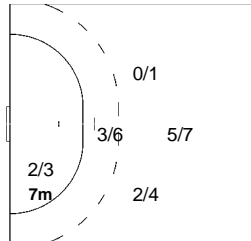
4 KUCHCZYNSKI Patryk



2/3		2/3
2/3		0/1
6/8	1/1	3/5

2-Post
11/14
Fast Breaks
1/1
Over Circle

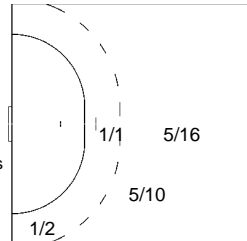
6 TKACZYK Grzegorz



1/1		
5/5		1/3
7/10	2/3	3/4

1-Missed 1-Blocked
5/5 2/3
Fast Breaks Breakthroughs

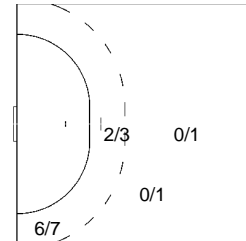
8 BIELECKI Karol



		3/4
3/4	0/1	1/1
1/1		5/10

1-Missed 1-Post 5-Blocked
1/1
Fast Breaks

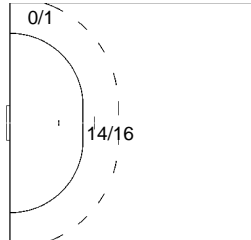
11 WISNIEWSKI Adam



1/3	0/1	1/1
3/4		1/1
3/3	1/1	2/2

1-Missed
4/5
Fast Breaks

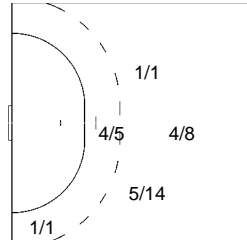
13 JURECKI Bartosz



3/3	2/2	5/5
2/3		2/2
3/3	3/3	

1-Missed 2-Post
6/7
Fast Breaks

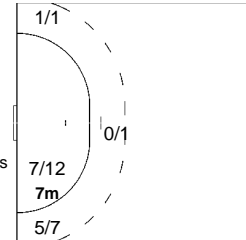
15 JURECKI Michal



5/6	2/2	1/3
5/6	1/2	3/4
0/2	0/1	4/4

1-Missed 1-Post 4-Blocked
4/5 2/2
Fast Breaks Breakthroughs

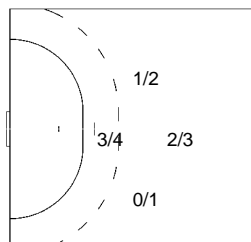
19 TLUCZYNSKI Tomasz



	3/3	
1/4	0/1	2/3
4/5		5/6

1-Missed 1-Post
2/3
Fast Breaks

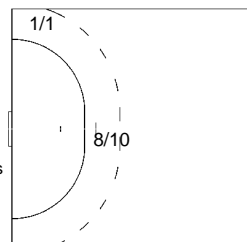
20 JURKIEWICZ Mariusz



3/4		
2/3		
5/6	1/1	1/1

1-Missed 1-Post 1-Blocked
3/5 3/3
Fast Breaks Breakthroughs

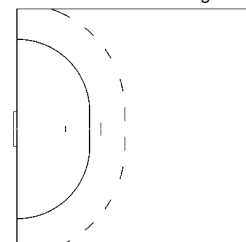
23 SYPRZAK Kamil



		4/4
	1/1	1/2
2/2		1/1

1-Post

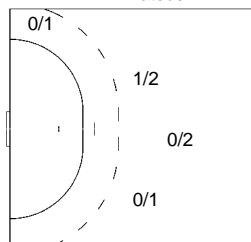
29 KWIATKOWSKI Zbigniew



1/1		
1/1		
1/1		

3/3
Fast Breaks

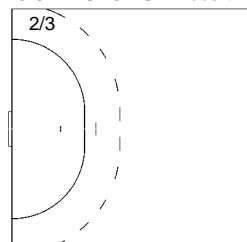
41 ZAREMBA Mateusz



0/1		
1/2		0/1

1-Post

43 ORZECZOWSKI Robert



		2/2
		1/2
3/4		1/1

2-Post
5/8
Fast Breaks