



10th MEN'S EUROPEAN HANDBALL CHAMPIONSHIP

EURO 2012



Cumulative Statistics

SWE - Sweden After 6 Games

Coach: LINDGREN Ola

Time outs: 11 Avg. Time outs: 1.8

No	Name	M	Total			All Goals / Shots						Punishments				Offence			Defence			TP		
			P	Goals	Shots	%	7mP	7m%	6mC	Wing	BT	FB	9m	YC	RC	2M	2+2	AS	R7	TO/TF	ST		BS	P7
1	ANDERSSON Mattias	4																						46:34
4	LUNDSTRÖM Henrik	6	25	33	76	0/1	0	1/1	14/19	0/1	9/9	1/2			4		3	3	3 / 2	3		1		5:41:07
5	ANDERSSON Kim	6	23	40	57			1/1		3/4	1/1	18/34	3	4		16	2	10 / 3			1	2	5:17:37	
7	JERNEMYR Magnus	6	0	1	0						0/1		2	3						4	7	6	2:40:50	
10	EKBERG Niclas	6	33	51	65	9/15	60	4/4	14/24		6/6	0/2	3			3	2	2 / 1	4		1		5:26:53	
11	DODER Dalibor	6	9	21	43			3/4		4/4	0/1	2/12				3	2	6 / 3					1:26:51	
12	PALICKA Andreas	6														3							2:03:56	
13	STENBÄCKEN Jonathan	6	2	7	29			1/1		0/1	0/1	1/4	2	4		2		9 / 2		2	3		2:31:07	
15	LARHOLM Jonas	5	15	31	48			3/5		1/2	2/2	9/22	1	2		6		9 / 5		2	2		2:21:54	
18	KARLSSON Tobias	6	3	3	100			3/3					4	3		1		/ 1	1	5	7		3:13:14	
19	JAKOBSSON Johan	6	7	15	47			1/1	1/2	0/1		5/11	1	1		2		4 / 1	1	1	1		1:00:42	
22	SJÖSTRAND Johan	5																1					3:08:44	
24	PETERSEN Fredrik	6	1	4	25	1/2	50				0/2												16:24	
25	EKDAHL du RIETZ Kim	6	26	50	52			2/4	1/1	4/6		19/39		4		4	6	6 / 9		1	1		3:42:37	
27	BARUD Niclas	6																					6:44	
35	NILSSON Andreas	6	13	20	65			13/20					2			1	3	2 / 4					2:14:46	
Team													2					1						
Totals			157	276	57	10/18	56	32/44	30/46	12/19	18/23	55/126	20	0	25	0	44	18	52 / 32	13	19	24		6:00:00

No	Name	M	Total			All Saves / Shots									
			P	Saves	Shots	%	7mP	7m%	6mC	Wing	BT	FB	9m	9m%	NS
1	ANDERSSON Mattias	4	10	29	34	0/3	0	1/2	3/7	1/2	0/3	5/12	42	5/11	45
12	PALICKA Andreas	6	29	94	31	2/9	22	5/13	5/24	2/5	5/17	10/26	38	12/42	29
22	SJÖSTRAND Johan	5	45	129	35	4/11	36	5/17	7/23	2/9	2/20	25/49	51	14/49	29
Totals			84	252	33	6/23	26	11/32	15/54	5/16	7/40	40/87	46	31/102	30

Attacks

Team	All		Player Majority		Player Minority		Position Attacks		FB		Ind. FB		Team FB		TO	TO %
	G/Att.	%	G/Att.	%	G/Att.	%	G/Att.	%	G/Att.	%	G/Att.	%	G/Att.	%		
SWE	157/339	46	28/42	67	17/42	40	139/313	44	18/26	69	9/11	82	9/15	60	84	25

Legend:	
%	Efficiency
AS	Assists
EX	Exclusions
n/a	not applicable
S/S	Saves/Shots
Wing	Wing Shots
2Min	2 Minute Suspensions
BM	Bronze Medal Match
FB	Fast Breaks
PL	Placement
SF	Semifinal
YC	Yellow Cards
6m	6-metre Shots
BS	Blocked Shots
G/S	Goals/Shots
PR	Preliminary Round
ST	Steals
7m	7-metre Shots
BT	Breakthroughs
GM	Gold Medal Match
QF	Quarterfinal
TF	Technical Faults
9m	9-metre Shots
DSQ	Disqualified
MP	Matches Played
RC	Red Cards
TP	Time Played



Cumulative Statistics

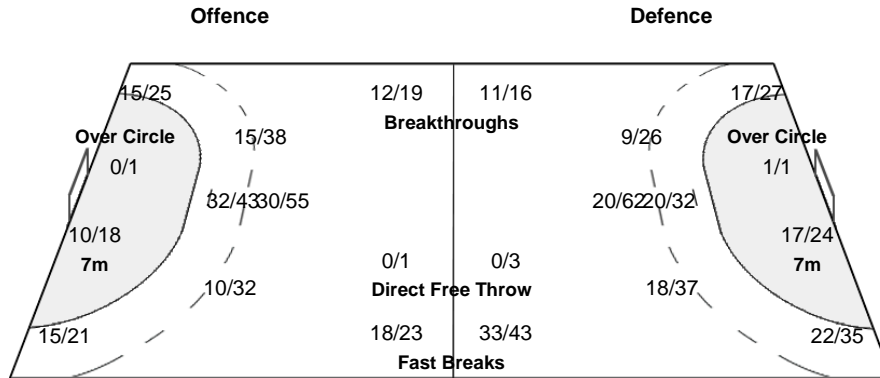
SWE - Sweden After 6 Games

OverView of Shot Distribution

Players Goals / Shots

Team		
Goals / Shots		
17/27	6/16	22/24
17/33	1/8	11/30
40/45	15/19	28/37

14-Missed 10-Post 12-Blocked



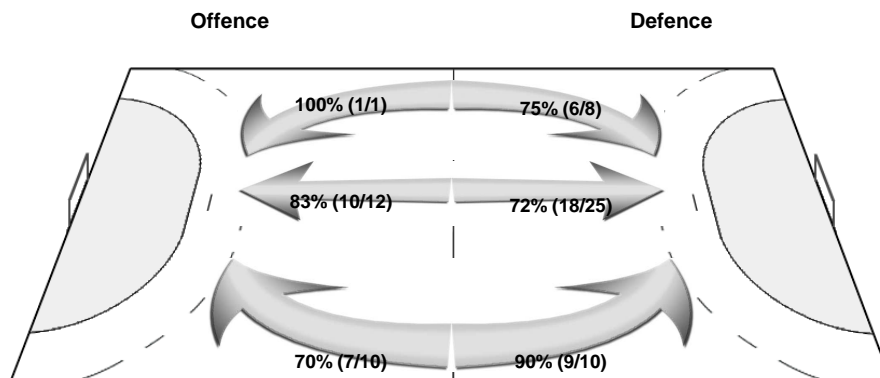
Goalkeepers
Saves / Shots

4/24	4/8	1/22
23/41	6/9	19/36
11/43	2/14	13/54

1 ANDERSSON M

0/2		0/1
3/4		2/3
5/11	0/2	0/6

Shot Distribution Fast Breaks



12 PALICKA A

3/12	0/3	0/7
7/18	1/1	8/16
4/14	0/5	6/18

22 SJÖSTRAND J

1/10	4/5	1/14
13/19	5/8	9/17
2/18	2/7	7/30

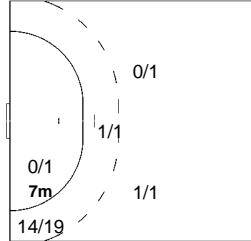


Cumulative Statistics

SWE - Sweden After 6 Games

Players Shot Distribution Goals / Shots

4 LUNDSTRÖM Henrik

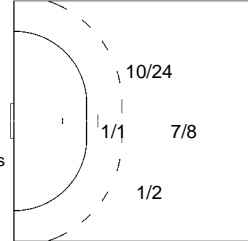


2/4	2/3	8/8
2/3		3/5
3/3	2/2	3/3

2-Post

9/9 Fast Breaks 0/1 Breakthroughs

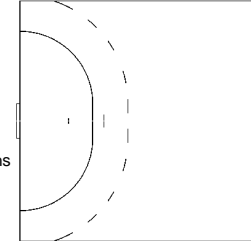
5 ANDERSSON Kim



6/8	1/1	0/1
3/5	0/1	1/2
8/8	2/2	2/3

3-Missed3-Post 3-Blocked
1/1 Fast Breaks 3/4 Breakthroughs

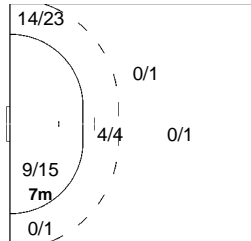
7 JERNEMYR Magnus



		0/1

0/1 Fast Breaks

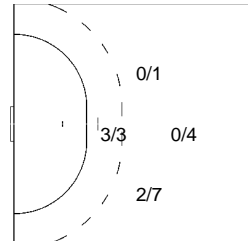
10 EKBERG Niclas



6/8	1/3	4/5
4/5	1/2	1/2
9/10	5/7	2/3

1-Missed3-Post 1-Blocked
6/6 Fast Breaks

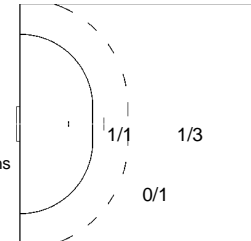
11 DODER Dalibor



0/1	0/1	1/1
2/5	0/2	
3/3	1/2	2/2

1-Missed 3-Blocked
0/1 Fast Breaks 4/4 Breakthroughs
0/1 Over Circle

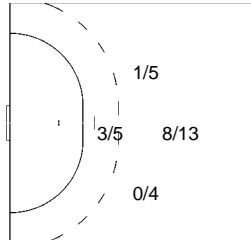
13 STENBÄCKEN Jonathan



		0/1
0/1		
1/1	1/1	0/1

2-Missed
0/1 Fast Breaks 0/1 Breakthroughs

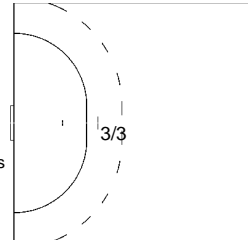
15 LARHOLM Jonas



2/4	0/1	2/2
1/3	0/1	1/7
6/6	2/2	1/2

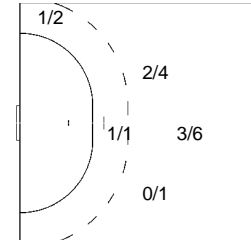
1-Missed 2-Blocked
2/2 Fast Breaks 1/2 Breakthroughs

18 KARLSSON Tobias



		1/1
1/1	1/1	

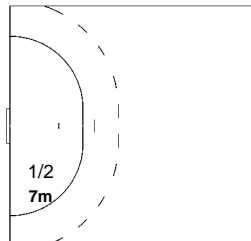
19 JAKOBSSON Johan



1/2	0/1	1/2
2/3		3/4

3-Missed
0/1 Breakthroughs

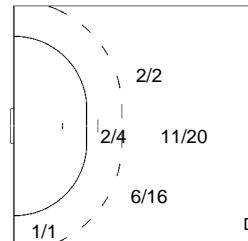
24 PETERSEN Fredrik



	0/1	
1/1		0/1
	0/1	

0/2 Fast Breaks

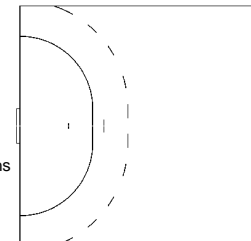
25 EKDAHL du RIETZ Kim



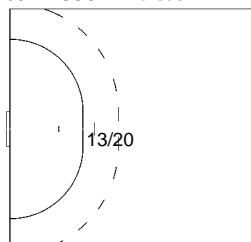
1/2	0/1	6/6
3/7	0/1	2/5
4/7	1/1	9/13

3-Missed1-Post 3-Blocked
4/6 Breakthroughs
0/1 Direct Free Throw

27 BARUD Niclas



35 NILSSON Andreas



	2/4	1/1
0/1		1/4
3/3		6/6

1-Post