



11th MEN'S EUROPEAN HANDBALL CHAMPIONSHIP

EHF EURO 2014



Cumulative Statistics

DEN - Denmark After 8 matches

Time outs: 18 Avg. Time outs: 2.3

| No | Name | M | Total | | | All Goals / Shots | | | | | | | Punishments | | | | Offence | | | Defence | | | TP | |
|--------|--------------------------|---|-------|-------|-------|-------------------|-----|-------|-------|-------|-------|------|-------------|----|----|----|---------|-----|--------|---------|-------|----|---------|---------|
| | | | P | Goals | Shots | % | 7mP | 7m% | 6mC | Wing | BT | FB | FTO | 9m | YC | RC | 2M | 2+2 | AS | R7 | TO/TF | ST | | BS |
| 1 | LANDIN JACOBSEN Niklas | 8 | | | | | | | | | | | | | | | | 3 | 3 | | | | 5:06:56 | |
| 2 | MOGENSEN Thomas M. | 8 | 21 | 37 | 57 | | | | | 4/6 | 2/3 | | 15/28 | 2 | 4 | | 22 | 1 | 6 / 6 | 1 | 3 | 4 | 3:27:52 | |
| 3 | CHRISTIANSEN Mads | 8 | 16 | 35 | 46 | | | | 0/1 | 3/4 | 2/3 | 0/1 | 11/26 | 1 | | | 18 | 1 | 4 | 1 | 1 | 2 | 3:12:45 | |
| 4 | THOMSEN Klaus | 8 | 3 | 4 | 75 | | | | | 1/2 | 2/2 | | | 2 | 3 | | 1 | | | 1 | 11 | 6 | 2:07:20 | |
| 5 | LARSEN Mads Mensah | 8 | 17 | 29 | 59 | | | 1/1 | 1/1 | 1/2 | 2/3 | 1/1 | 11/21 | 4 | 1 | | 25 | 2 | 9 / 4 | 1 | | 5 | 3:24:29 | |
| 6 | MORTENSEN Casper U. | 5 | 16 | 20 | 80 | | | | 7/9 | | 8/10 | 1/1 | | 1 | 1 | | 2 | | 3 | 3 | | 1 | 3:05:48 | |
| 7 | EGGERT MAGNUSSEN Anders | 5 | 18 | 22 | 82 | 8/9 | 89 | | 6/7 | | 4/6 | | | 1 | 3 | | 1 | | | 1 | | 2 | 3:16:45 | |
| 13 | SPELLERBERG Bo | 8 | 8 | 18 | 44 | 0/1 | 0 | 0/1 | | 3/3 | | 0/1 | 5/12 | 1 | | | 17 | 2 | 4 / 4 | | | 1 | 1:36:54 | |
| 14 | KNUDSEN Michael V. | 8 | 14 | 17 | 82 | | | 10/12 | 1/2 | | 3/3 | | | 1 | 2 | | 3 | 1 | 2 / 6 | 1 | 3 | 2 | 2:38:22 | |
| 15 | NODDESBO Jesper | 6 | 14 | 16 | 88 | 3/3 | 100 | 8/9 | 1/1 | | 2/2 | | 0/1 | | 4 | | 1 | 1 | 2 / 1 | 1 | | 3 | 2:02:09 | |
| 16 | GREEN KREJBERG Jannick | 8 | | | | | | | | | | | | | | | | | 1 | | | | 2:53:04 | |
| 17 | SVAN HANSEN Lasse | 8 | 16 | 20 | 80 | | | 1/1 | 10/13 | | 5/6 | | | | | | 2 | 1 | / 2 | 2 | | | 3:21:35 | |
| 18 | LINDBERG Hans | 8 | 21 | 31 | 68 | 5/9 | 56 | 1/1 | 11/17 | | 3/3 | 1/1 | | | 1 | | 3 | | / 2 | 4 | | 3 | 4:31:12 | |
| 19 | TOFT HANSEN Rene | 8 | 13 | 15 | 87 | | | 12/13 | | | 1/2 | | | 5 | 7 | | 3 | 3 | 2 / 2 | 6 | 9 | 4 | 4:29:43 | |
| 21 | MOLLGAARD JENSEN Henrik | 8 | 9 | 19 | 47 | | | 1/1 | | | 2/3 | 2/3 | 4/12 | 2 | 2 | | 8 | | 2 / 2 | | | 9 | 2:41:51 | |
| 22 | SONDERGAARD SARUP Kasper | 8 | 22 | 35 | 63 | | | | 0/1 | 6/8 | | 2/2 | 14/24 | 1 | | | 27 | 2 | 8 / 5 | | | | 2:28:26 | |
| 24 | HANSEN Mikkel | 8 | 39 | 60 | 65 | | | 1/1 | 3/4 | 4/5 | 0/1 | | 31/49 | 3 | 2 | | 49 | 8 | 14 / 2 | 1 | 4 | 4 | 5:34:55 | |
| Team | | | | | | | | | | | | | | 3 | | | | | | 1 | | | | |
| Totals | | | 247 | 378 | 65 | 16/22 | 73 | 35/40 | 40/56 | 22/30 | 36/47 | 7/10 | 91/173 | 27 | 0 | 30 | 0 | 185 | 22 | 60 / 37 | 23 | 40 | 41 | 8:00:00 |

| No | Name | M | Total | | | All Saves / Shots | | | | | | | | | | |
|--------|------------------------|---|-------|-------|-------|-------------------|-----|-------|-------|------|------|-----|-------|----|--------|----|
| | | | P | Saves | Shots | % | 7mP | 7m% | 6mC | Wing | BT | FB | FTO | 9m | 9m% | NS |
| 1 | LANDIN JACOBSEN Niklas | 8 | 76 | 214 | 36 | 8/23 | 35 | 8/25 | 16/33 | 5/21 | 4/20 | 0/5 | 35/52 | 67 | 29/79 | 37 |
| 16 | GREEN KREJBERG Jannick | 8 | 42 | 126 | 33 | 2/16 | 13 | 6/18 | 7/16 | 2/16 | 3/16 | 1/1 | 21/22 | 95 | 15/50 | 30 |
| Totals | | | 118 | 340 | 35 | 10/39 | 26 | 14/43 | 23/49 | 7/37 | 7/36 | 1/6 | 56/74 | 76 | 44/129 | 34 |

Attacks

| Team | All | | Player Majority | | Player Minority | | Position Attacks | | FB | | Ind. FB | | Team FB | | TO | TO % |
|------|---------|----|-----------------|----|-----------------|----|------------------|----|--------|----|---------|----|---------|----|----|------|
| | G/Att. | % | G/Att. | % | G/Att. | % | G/Att. | % | G/Att. | % | G/Att. | % | G/Att. | % | | |
| DEN | 247/445 | 56 | 33/44 | 75 | 20/43 | 47 | 204/389 | 52 | 36/47 | 77 | 1/2 | 50 | 35/45 | 78 | 97 | 22 |

| LEGEND | | | | | | | | | | | | | | | | | | | | | | | | | | | | | | | | | | | | | | | | | | | | | |
|--------|------------|------|----------------------|----|---------------|----|---------------|----|---------------|----|---------|----|---------------|----|---------------|----|-------------|-----|-------------|----|------------------|----|----------------|-----|----------------|----|-------------------|----|-----------|-----|-------------|----|-----------|----|--------|---------|------------------------------|----|-------------|------|------------|----|--------------|-----|----------------|
| % | Efficiency | 2Min | 2 Minute Suspensions | 6m | 6-metre Shots | 7m | 7-metre Shots | 9m | 9-metre Shots | AS | Assists | BS | Blocked Shots | BT | Breakthroughs | FB | Fast Breaks | G/S | Goals/Shots | GM | Gold Medal Match | MP | Matches Played | N/A | not applicable | PR | Preliminary Round | RC | Red Cards | S/S | Saves/Shots | SF | Semifinal | ST | Steals | TO (TF) | Turnovers (Technical Faults) | TP | Time Played | Wing | Wing Shots | YC | Yellow Cards | FTO | Fast Throw off |



Cumulative Statistics

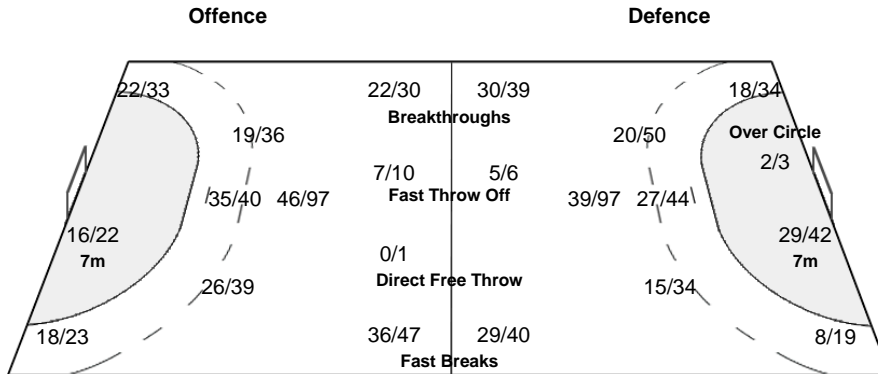
DEN - Denmark After 8 matches

OverView of Shot Distribution

Team
Goals / Shots

| | | |
|-------|-------|-------|
| 21/25 | 6/11 | 17/28 |
| 21/35 | 2/5 | 22/36 |
| 49/60 | 32/42 | 76/88 |

15-Missed 10-Post 22-Blocked



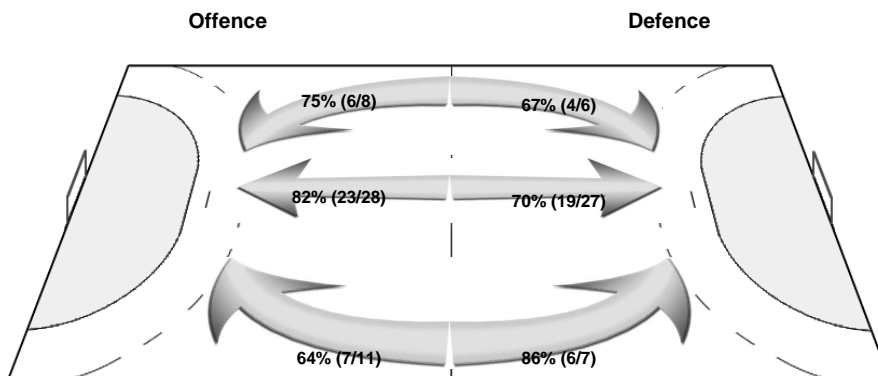
Goalkeepers
Saves / Shots

| | | |
|-------|-------|-------|
| 8/33 | 8/20 | 9/24 |
| 21/39 | 13/20 | 22/44 |
| 10/56 | 7/25 | 18/77 |

1 LANDIN JACOBSEN N

| | | |
|-------|------|-------|
| 4/16 | 5/12 | 3/14 |
| 13/27 | 8/14 | 17/33 |
| 8/37 | 6/16 | 11/44 |

Shot Distribution Fast Breaks



16 GREEN KREJBERG J

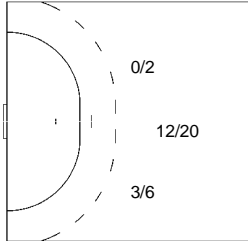
| | | |
|------|-----|------|
| 4/17 | 3/8 | 6/10 |
| 8/12 | 5/6 | 5/11 |
| 2/19 | 1/9 | 7/33 |

Cumulative Statistics

DEN - Denmark After 8 matches

Players Shot Distribution Goals / Shots

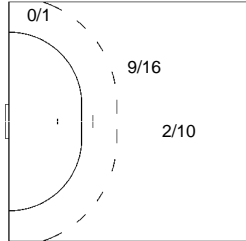
2 MOGENSEN Thomas M.



| | | |
|-----|-----|-----|
| 2/2 | | 2/3 |
| 0/3 | 0/2 | 0/1 |
| 8/8 | 3/5 | 6/6 |

1-Missed 1-Post 5-Blocked
2/3 Fast Breaks 4/6 Breakthroughs

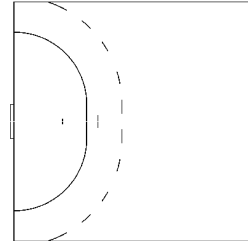
3 CHRISTIANSEN Mads



| | | |
|-----|-----|-----|
| 1/1 | | 1/3 |
| 3/4 | 1/1 | 1/2 |
| 1/5 | 4/7 | 4/6 |

1-Missed 2-Post 3-Blocked
2/3 Fast Breaks 3/4 Breakthroughs

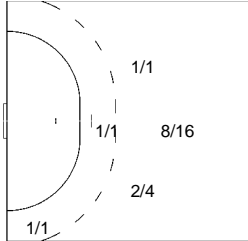
4 THOMSEN Klaus



| | | |
|-----|--|-----|
| | | 1/1 |
| 2/3 | | |

2/2 Fast Breaks 1/2 Breakthroughs

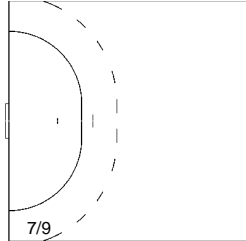
5 LARSEN Mads Mensah



| | | |
|-----|-----|-----|
| 2/3 | | 0/3 |
| 2/3 | 0/1 | 3/5 |
| 1/1 | 2/2 | 7/8 |

1-Missed 1-Post 1-Blocked
2/3 Fast Breaks 1/2 Breakthroughs

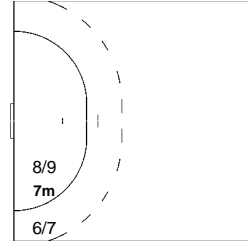
6 MORTENSEN Casper U.



| | | |
|-----|-----|------|
| 1/1 | | |
| 1/1 | 5/5 | 9/10 |

3-Missed
8/10 Fast Breaks

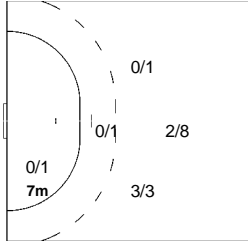
7 EGGERT MAGNUSSEN Anders



| | | |
|-----|-----|-----|
| 3/3 | 1/2 | 1/1 |
| 3/4 | 2/2 | 7/7 |

4/6 Fast Breaks

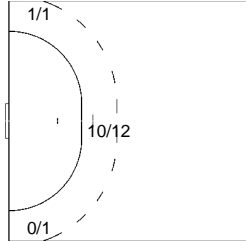
13 SPELLERBERG Bo



| | | |
|-----|--|-----|
| | | 0/1 |
| 2/3 | | 0/1 |
| 2/2 | | 4/4 |

3-Missed 4-Blocked
3/3 Breakthroughs

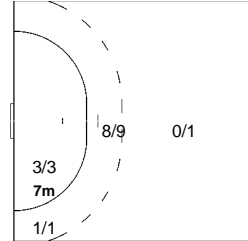
14 KNUDSEN Michael V.



| | | |
|-----|-----|-----|
| 3/3 | | 1/1 |
| 1/2 | | 1/3 |
| 3/3 | 1/1 | 3/3 |

3/3 Fast Breaks

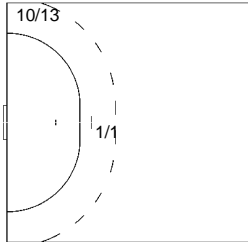
15 NODDESBO Jesper



| | | |
|-----|-----|-----|
| 2/3 | | 1/1 |
| 2/2 | 1/1 | 2/2 |
| 3/3 | | 3/3 |

1-Missed
2/2 Fast Breaks

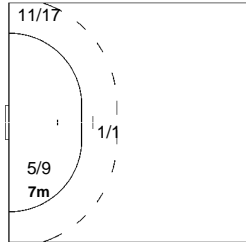
17 SVAN HANSEN Lasse



| | | |
|-----|-----|-----|
| 1/1 | 2/2 | 1/1 |
| 1/3 | | 2/2 |
| 5/6 | 1/1 | 3/3 |

1-Missed
5/6 Fast Breaks

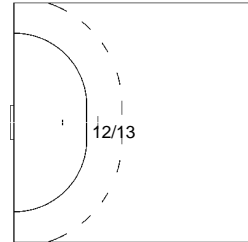
18 LINDBERG Hans



| | | |
|-----|-----|-----|
| 3/5 | 1/3 | 3/4 |
| 4/4 | | |
| 2/3 | 4/5 | 4/5 |

2-Post
3/3 Fast Breaks

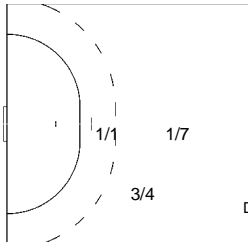
19 TOFT HANSEN Rene



| | | |
|-----|-----|-----|
| 2/2 | 1/1 | 0/1 |
| 2/2 | | 2/2 |
| 1/2 | 2/2 | 3/3 |

1/2 Fast Breaks

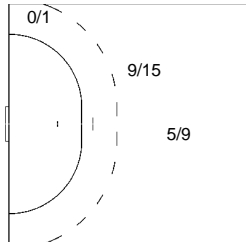
21 MOLLGAARD JENSEN Henrik



| | | |
|-----|-----|-----|
| 0/2 | | 1/2 |
| 3/3 | 0/1 | 5/7 |

1-Missed 3-Blocked
2/3 Fast Breaks
0/1 Direct Free Throw

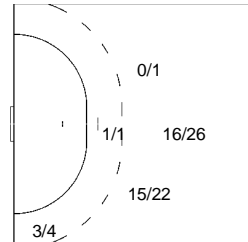
22 SONDERGAARD SARUP Kasper



| | | |
|-----|-----|-------|
| 2/4 | | 2/3 |
| 2/3 | 6/8 | 10/13 |

1-Missed 1-Post 2-Blocked
6/8 Breakthroughs

24 HANSEN Mikkel



| | | |
|-------|-----|------|
| 2/2 | 1/3 | 7/9 |
| 1/2 | | 6/9 |
| 12/13 | 2/3 | 8/10 |

2-Missed 3-Post 4-Blocked
0/1 Fast Breaks 4/5 Breakthroughs