



11th MEN'S EUROPEAN HANDBALL CHAMPIONSHIP

EHF EURO 2014



Cumulative Statistics

NOR - Norway After 3 matches

Time outs: 8 Avg. Time outs: 2.7

No	Name	M	Total			All Goals / Shots							Punishments				Offence			Defence			TP		
			P	Goals	Shots	%	7mP	7m%	6mC	Wing	BT	FB	FTO	9m	YC	RC	2M	2+2	AS	R7	TO/TF	ST		BS	P7
1	DAHL Magnus	3																							39:58
3	SAGOSEN Sander	3	2	6	33							2/6						3							21:47
8	MYRHOL Bjarte	3	10	18	56			6/13	0/1		4/4			2		2		2	2	/ 3	1			2:05:50	
9	LUND Borge	3												3		3		1		/ 3			1	1:02:58	
10	TVEDTEN Havard	3	11	20	55	6/8	75		4/10		1/2								2	/ 1			1	1:46:48	
11	MAMELUND Erlend	3	1	2	50							1/2				1		2		2	1	1	4	1:09:34	
12	EREVIK Ole	3																						2:19:50	
13	RAMBO Christoffer	1																						0:52	
15	TONNESEN Kent Robin	3	4	6	67							4/6						4		2				32:36	
18	O'SULLIVAN Christian	3	4	12	33			2/2		0/1		2/9						4	3	1				1:21:34	
19	BJÖRNSEN Kristian	2	2	3	67	2/2	100		0/1									1						43:23	
20	LINDBOE Andre	3	7	11	64			1/1	6/8		0/1	0/1				1							1	1:13:45	
21	GULLERRUD Magnus	3	3	3	100			2/2				1/1				2			2			1	3	1:07:33	
24	KJELLING Kristian	3	14	27	52					1/1	2/3	11/23			1		7		5 / 5					1:29:19	
27	REINKIND Harald	3	10	15	67			1/1	0/1	1/1		8/12	1				3	1	4 / 2			1	3	1:59:08	
29	LOKKEBO Steffen Berg	3	4	9	44	0/1	0		3/5		0/1	1/2	1						/ 1				1	2:15:58	
89	HANSEN Espen Lie	3	5	17	29			1/1			2/3	1/1	1/12	1		2			1	/ 1			4	49:08	
Team														1											
Totals			77	149	52	8/11	73	13/20	13/26	2/3	9/14	1/1	31/74	9	0	12	0	27	11	14 / 16	3	2	18	3:00:00	

No	Name	M	Total			All Saves / Shots										
			P	Saves	Shots	%	7mP	7m%	6mC	Wing	BT	FB	FTO	9m	9m%	NS
1	DAHL Magnus	3	17	36	47	2/5	40	1/2	5/10	1/1	1/5		7/6	117	7/13	54
12	EREVIK Ole	3	38	103	37	3/14	21	5/15	6/21	0/3	1/8		23/19	121	11/39	28
Totals			55	139	40	5/19	26	6/17	11/31	1/4	2/13	0/0	30/25	120	18/52	35

Attacks

Team	All		Player Majority		Player Minority		Position Attacks		FB		Ind. FB		Team FB		TO	TO %
	G/Att.	%	G/Att.	%	G/Att.	%	G/Att.	%	G/Att.	%	G/Att.	%	G/Att.	%		
NOR	77/166	46	14/27	52	3/17	18	67/151	44	9/14	64	1/1	100	8/13	62	30	18

LEGEND			
%	Efficiency	2Min	2 Minute Suspensions
AS	Assists	BS	Blocked Shots
MP	Matches Played	N/A	not applicable
ST	Steals	TO (TF)	Turnovers (Technical Faults)
FTO	Fast Throw off	TP	Time Played
6m	6-metre Shots	7m	7-metre Shots
BT	Breakthroughs	FB	Fast Breaks
PR	Preliminary Round	RC	Red Cards
Wing	Wing Shots	9m	9-metre Shots
		G/S	Goals/Shots
		S/S	Saves/Shots
		YC	Yellow Cards



Cumulative Statistics

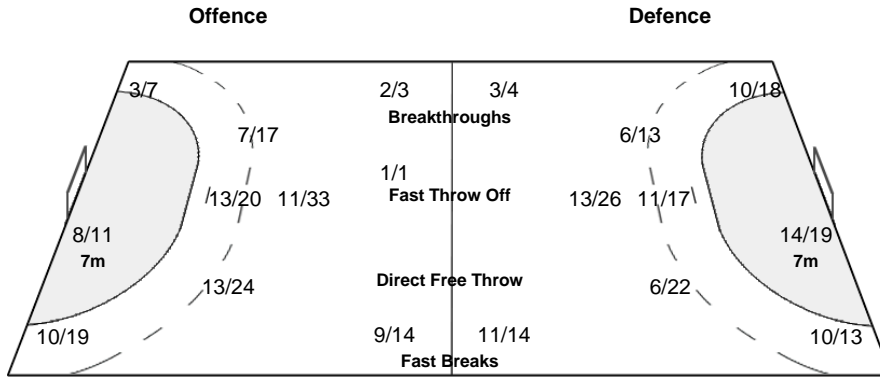
NOR - Norway
After 3 matches

OverView of Shot Distribution

Team
Goals / Shots

12/15	1/2	13/17
7/8	0/6	7/10
13/23	5/13	19/25

12-Missed 5-Post 9-Blocked



Goalkeepers
Saves / Shots

2/16	3/8	2/11
5/7	6/8	7/11
13/35	5/12	10/29

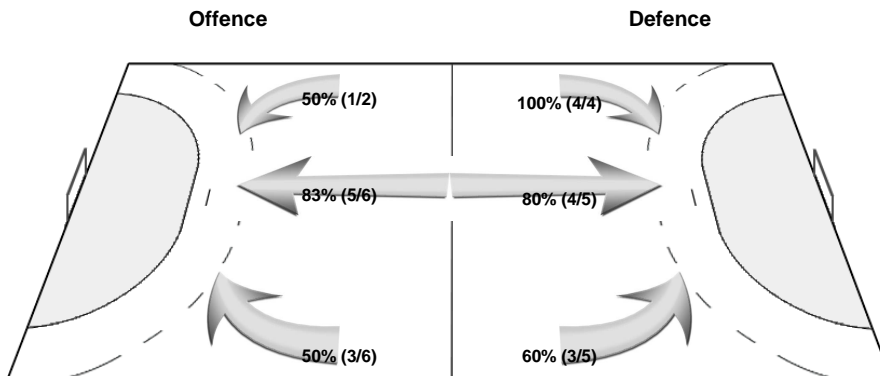
1 DAHL M

2/5	1/1	0/3
1/2	0/1	1/3
7/10	0/1	4/9

12 EREVIK O

0/11	2/7	2/8
4/5	6/7	6/8
6/25	5/11	6/20

Shot Distribution Fast Breaks

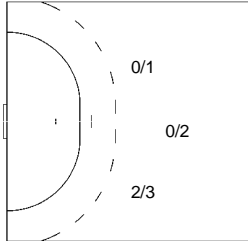


Cumulative Statistics

NOR - Norway After 3 matches

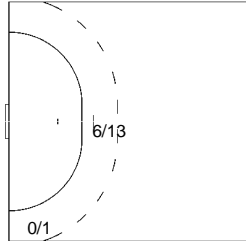
Players Shot Distribution Goals / Shots

3 SAGOSEN Sander



		1/1
0/1		1/1
		3-Blocked

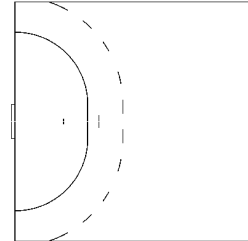
8 MYRHOL Bjarte



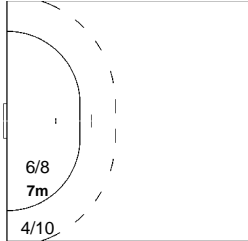
0/1	0/1	3/3
	0/2	1/1
1/2	1/3	4/4

4/4
Fast Breaks

9 LUND Borge



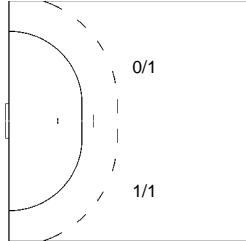
10 TVEDTEN Havard



2/3		2/3
1/1	0/1	
3/4	1/2	2/2

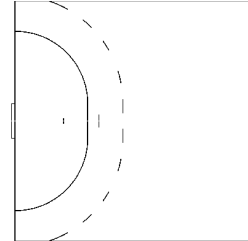
3-Missed 1-Post
1/2
Fast Breaks

11 MAMELUND Erlend

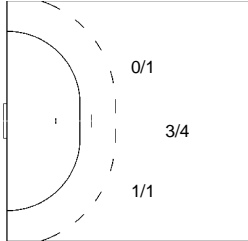


1/1		
0/1		

13 RAMBO Christoffer

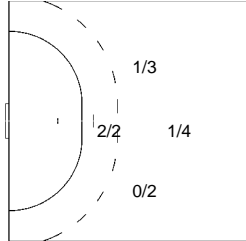


15 TONNESEN Kent Robin



		1/1
1/1		1/2
		1/2

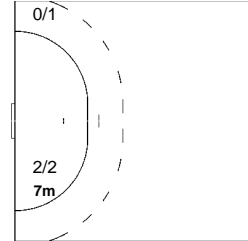
18 O'SULLIVAN Christian



1/1	1/1	
	0/2	
1/2	1/2	

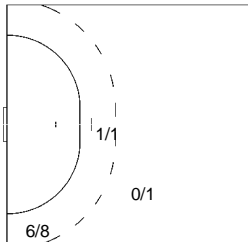
2-Missed 1-Post 1-Blocked
0/1
Breakthroughs

19 BJØRNSEN Kristian



2/2		

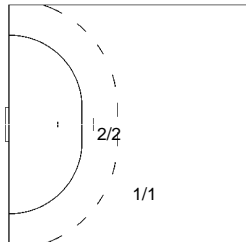
20 LINDBOE Andre



1/1		1/1
0/1	1/1	4/4

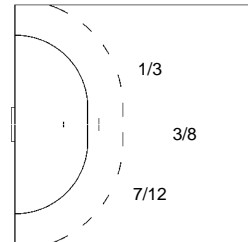
2-Missed 1-Blocked
0/1
Fast Breaks

21 GULLERRUD Magnus



		1/1
1/1		
1/1		

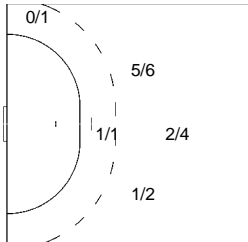
24 KJELLING Kristian



3/3		1/1
1/2		2/2
1/4	0/2	6/7

2-Missed 1-Post 2-Blocked
2/3 1/1
Fast Breaks Breakthroughs

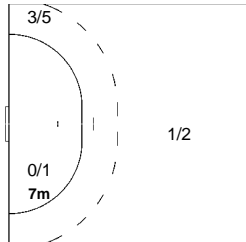
27 REINKIND Harald



2/3		2/3
2/2	0/1	2/2
2/2		0/1

1-Post
1/1
Breakthroughs

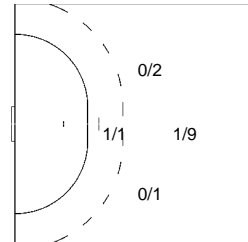
29 LOKKEBO Steffen Berg



1/1		1/2
		0/1
2/2	0/1	

1-Missed 1-Post
0/1
Fast Breaks

89 HANSEN Espen Lie



2/2		1/2
		0/1
0/2	1/1	1/4

2-Missed 2-Blocked
2/3
Fast Breaks