



11th MEN'S EUROPEAN HANDBALL CHAMPIONSHIP

EHF EURO 2014



Cumulative Statistics

RUS - Russia After 6 matches

Time outs: 2 Avg. Time outs: 0.3

| No | Name | M | Total | | | All Goals / Shots | | | | | | | Punishments | | | | Offence | | | Defence | | | TP | | | |
|--------|---------------------|---|-------|-------|-------|-------------------|-----|-------|-------|------|-------|-----|-------------|----|----|----|---------|-----|----|---------|-------|----|----|----|---------|--|
| | | | P | Goals | Shots | % | 7mP | 7m% | 6mC | Wing | BT | FB | FTO | 9m | YC | RC | 2M | 2+2 | AS | R7 | TO/TF | ST | | BS | P7 | |
| 1 | SOROKIN Nikolay | 2 | | | | | | | | | | | | | | | | | | | | | | | 33:01 | |
| 4 | POLIAKOV Aleksei | 6 | 8 | 8 | 100 | | | 8/8 | | | | | | | | 1 | | | | / 3 | | | 1 | | 48:37 | |
| 5 | PYSHKIN Alexander | 6 | 8 | 9 | 89 | | | 6/7 | | | 2/2 | | | 1 | | 5 | | 1 | 1 | 1 / 5 | 3 | 7 | 4 | | 3:42:55 | |
| 6 | SHISHKAREV Daniil | 6 | 7 | 16 | 44 | | | 1/2 | 4/6 | | 2/7 | | 0/1 | 2 | 1 | 1 | | 3 | 1 | 3 | | | 5 | | 2:23:16 | |
| 7 | KOVALEV Dmitry | 6 | 26 | 32 | 81 | 13/14 | 93 | 1/1 | 7/10 | | 4/6 | 1/1 | | 2 | | 1 | | 4 | 1 | 3 | | | 2 | | 3:29:04 | |
| 8 | EVDOKIMOV Egor | 5 | 8 | 14 | 57 | | | 6/11 | 1/2 | | | | 1/1 | | | 2 | | 1 | 2 | 2 | | | 2 | 1 | 1:33:47 | |
| 9 | SKOPINTSEV Oleg | 6 | 20 | 27 | 74 | 0/1 | 0 | 2/2 | 12/15 | | 5/7 | | 1/2 | 2 | | 2 | | 4 | 1 | / 2 | 1 | | 2 | | 5:09:44 | |
| 11 | ATMAN Pavel | 6 | 15 | 29 | 52 | | | 1/1 | | 1/1 | 2/2 | 1/1 | 10/24 | 1 | | 4 | | 12 | 3 | 4 | | 2 | 3 | 2 | 3:21:17 | |
| 12 | BOGDANOV Vadim | 6 | | | | | | | | | | | | | | | | 3 | | 1 | | | | | 3:40:37 | |
| 13 | GORBOK Sergei | 5 | 12 | 31 | 39 | | | | | 1/1 | | 2/2 | 9/28 | 2 | | 2 | | 4 | 1 | 4 / 1 | 2 | | 3 | | 2:41:46 | |
| 16 | LEVSHIN Igor | 6 | | | | | | | | | | | | | | | | | | | | | | | 1:46:01 | |
| 18 | KUDINOV Sergey | 6 | 5 | 7 | 71 | | | 1/1 | 1/2 | | | | 3/4 | | | 2 | | 4 | | 1 / 1 | | 1 | 3 | | 1:19:46 | |
| 25 | SHELMENKO Sergey | 6 | 9 | 23 | 39 | | | 2/3 | 1/1 | | | | 6/19 | 1 | | 1 | | 7 | 2 | 6 / 3 | | | 5 | | 2:09:50 | |
| 35 | IGROPULO Konstantin | 6 | 24 | 44 | 55 | 3/4 | 75 | 1/1 | 1/2 | 4/5 | 2/3 | | 13/29 | 3 | | 2 | | 20 | 2 | 8 / 2 | 1 | 1 | 3 | | 3:28:23 | |
| 52 | AFLITULIN Inal | 6 | 3 | 8 | 38 | | | | | 1/3 | 1/2 | | 1/3 | | | | | 6 | 2 | 2 / 1 | | | | | 1:15:03 | |
| 69 | ASLANYAN Samvel | 6 | 7 | 12 | 58 | | | 1/2 | 1/2 | 1/1 | | | 4/7 | | | | | 1 | | 1 | | | | | 31:40 | |
| 89 | ZHITNIKOV Dmitry | 6 | 16 | 28 | 57 | | | 3/5 | 1/2 | 1/2 | 1/1 | 1/1 | 9/17 | 2 | | | | 12 | 3 | 7 / 4 | 2 | | 2 | | 4:05:13 | |
| Team | | | | | | | | | | | | | | 1 | | | | | | | | | | | | |
| Totals | | | 168 | 288 | 58 | 16/19 | 84 | 33/44 | 29/42 | 9/13 | 19/30 | 5/5 | 57/135 | 18 | 0 | 23 | 0 | 82 | 19 | 43 / 22 | 16 | 14 | 28 | | 6:00:00 | |

| No | Name | M | Total | | | All Saves / Shots | | | | | | | | | | |
|--------|-----------------|---|-------|-------|-------|-------------------|-----|------|-------|------|------|-----|-------|----|-------|----|
| | | | P | Saves | Shots | % | 7mP | 7m% | 6mC | Wing | BT | FB | FTO | 9m | 9m% | NS |
| 1 | SOROKIN Nikolay | 2 | 5 | 25 | 20 | 0/1 | 0 | 2/6 | 1/3 | 0/2 | 0/6 | | 2/5 | 40 | 3/11 | 27 |
| 12 | BOGDANOV Vadim | 6 | 41 | 152 | 27 | 2/18 | 11 | 1/17 | 9/24 | 3/14 | 3/19 | | 23/37 | 62 | 13/55 | 24 |
| 16 | LEVSHIN Igor | 6 | 27 | 75 | 36 | 1/7 | 14 | 1/3 | 3/11 | 2/6 | 5/15 | | 15/18 | 83 | 6/20 | 30 |
| Totals | | | 73 | 252 | 29 | 3/26 | 12 | 4/26 | 13/38 | 5/22 | 8/40 | 0/0 | 40/60 | 67 | 22/86 | 26 |

Attacks

| Team | All | | Player Majority | | Player Minority | | Position Attacks | | FB | | Ind. FB | | Team FB | | TO | TO % |
|------|---------|----|-----------------|----|-----------------|----|------------------|----|--------|----|---------|----|---------|----|----|------|
| | G/Att. | % | G/Att. | % | G/Att. | % | G/Att. | % | G/Att. | % | G/Att. | % | G/Att. | % | | |
| RUS | 168/327 | 51 | 27/46 | 59 | 8/33 | 24 | 144/292 | 49 | 19/30 | 63 | 3/4 | 75 | 16/26 | 62 | 65 | 20 |

| LEGEND | | | |
|--------|----------------|---------|------------------------------|
| % | Efficiency | 2Min | 2 Minute Suspensions |
| AS | Assists | BS | Blocked Shots |
| MP | Matches Played | N/A | not applicable |
| ST | Steals | TO (TF) | Turnovers (Technical Faults) |
| FTO | Fast Throw off | TP | Time Played |
| 6m | 6-metre Shots | BT | Breakthroughs |
| 7m | 7-metre Shots | FB | Fast Breaks |
| 9m | 9-metre Shots | RC | Red Cards |
| G/S | Goals/Shots | YC | Yellow Cards |
| S/S | Saves/Shots | | |
| Wing | Wing Shots | | |



Cumulative Statistics

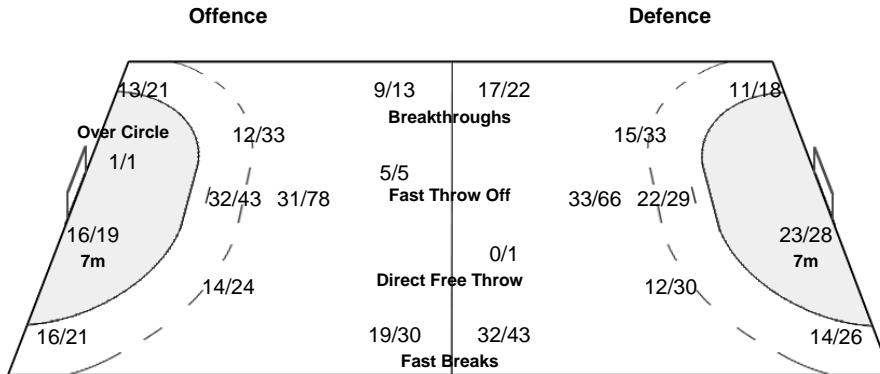
RUS - Russia After 6 matches

OverView of Shot Distribution

Team
Goals / Shots

| | | |
|-------|------|-------|
| 18/25 | 5/6 | 23/30 |
| 15/33 | 0/3 | 14/29 |
| 37/44 | 9/11 | 47/53 |

16-Missed 17-Post 21-Blocked



Goalkeepers
Saves / Shots

| | | |
|-------|------|-------|
| 6/18 | 4/14 | 4/18 |
| 21/48 | 7/7 | 13/26 |
| 6/56 | 5/20 | 6/44 |

1 SOROKIN N

| | | |
|-----|-----|-----|
| 0/2 | 1/5 | 0/3 |
| 1/2 | 1/1 | |
| 0/7 | 0/1 | 2/4 |

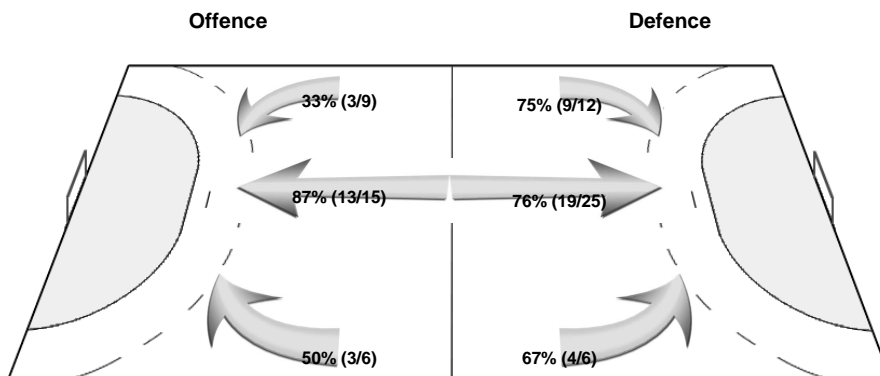
12 BOGDANOV V

| | | |
|------|------|------|
| 3/13 | 1/6 | 3/10 |
| 9/28 | 5/5 | 7/17 |
| 4/31 | 5/14 | 3/27 |

16 LEVSHIN I

| | | |
|-------|-----|------|
| 3/3 | 2/3 | 1/5 |
| 11/18 | 1/1 | 6/9 |
| 2/18 | 0/5 | 1/13 |

Shot Distribution Fast Breaks

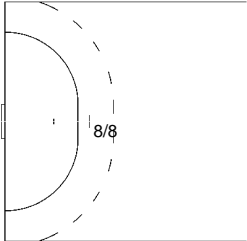


Cumulative Statistics

RUS - Russia After 6 matches

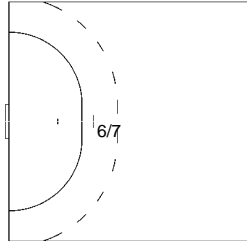
Players Shot Distribution Goals / Shots

4 POLIAKOV Aleksei



| | | |
|-----|--|-----|
| | | 2/2 |
| | | 2/2 |
| 2/2 | | 2/2 |

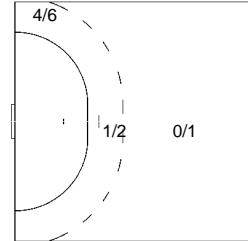
5 PYSHKIN Alexander



| | | |
|-----|-----|-----|
| 2/2 | 1/1 | 2/2 |
| 0/1 | | 1/1 |
| 2/2 | | |

2/2
Fast Breaks

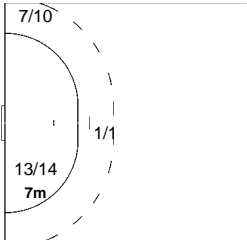
6 SHISHKAREV Daniil



| | | |
|-----|-----|-----|
| | | 2/3 |
| 1/3 | | |
| 2/2 | 2/2 | 0/2 |

3-Missed 1-Post
2/7
Fast Breaks

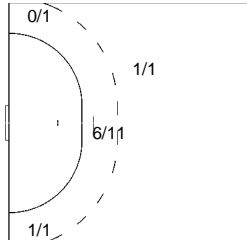
7 KOVALEV Dmitry



| | | |
|-------|-----|-----|
| 3/4 | 2/2 | 1/3 |
| 2/2 | | 0/1 |
| 10/11 | 2/2 | 6/6 |

1-Post
4/6
Fast Breaks

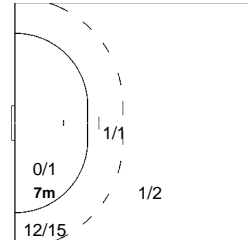
8 EVDOKIMOV Egor



| | | |
|-----|--|-----|
| 1/1 | | 3/3 |
| 0/2 | | 0/1 |
| 1/1 | | 3/3 |

3-Missed

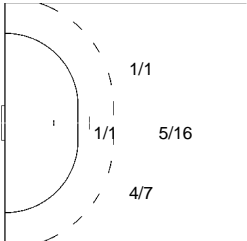
9 SKOPINTSEV Oleg



| | | |
|-----|-----|-----|
| 4/6 | 1/2 | 5/5 |
| 1/2 | | 1/1 |
| 2/3 | 1/1 | 5/5 |

1-Missed 1-Post
5/7
Fast Breaks
1/1
Over Circle

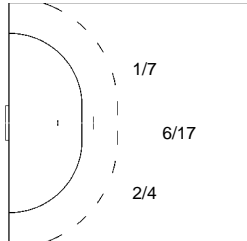
11 ATMAN Pavel



| | | |
|-----|-----|-----|
| 4/4 | | 0/1 |
| 3/7 | | 2/2 |
| 3/4 | 1/1 | 2/2 |

3-Post 5-Blocked
2/2
Fast Breaks Breakthroughs

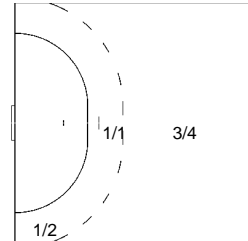
13 GORBOK Sergei



| | | |
|-----|--|-----|
| 0/1 | | 2/3 |
| 3/6 | | 2/5 |
| 4/4 | | 1/1 |

2-Missed 1-Post 8-Blocked
1/1
Breakthroughs

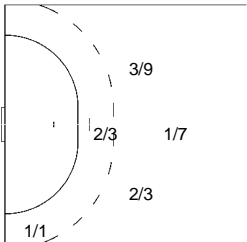
18 KUDINOV Sergey



| | | |
|-----|--|-----|
| | | 1/2 |
| 2/2 | | 2/2 |

1-Post

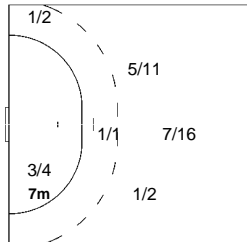
25 SHELMENKO Sergey



| | | |
|-----|-----|-----|
| 0/1 | | |
| 3/3 | 0/1 | |
| 3/5 | 1/1 | 2/2 |

1-Missed 4-Post 5-Blocked

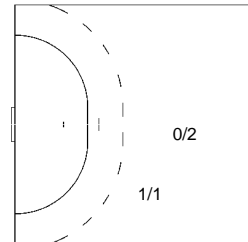
35 IGROPULO Konstantin



| | | |
|-----|-----|-------|
| 3/4 | 1/1 | 4/4 |
| 1/4 | 0/1 | 3/7 |
| 1/2 | | 11/14 |

3-Missed 2-Post 2-Blocked
2/3
Fast Breaks Breakthroughs

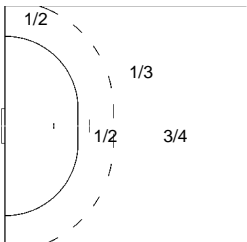
52 AFLITULIN Inal



| | | |
|-----|--|-----|
| | | 1/2 |
| | | 0/1 |
| 1/2 | | 1/1 |

1-Missed 1-Post
1/2
Fast Breaks Breakthroughs

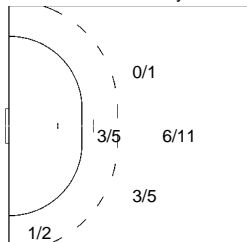
69 ASLANYAN Samvel



| | | |
|--|-----|-----|
| | | 0/1 |
| | | 0/2 |
| | 2/3 | 5/5 |

1-Missed
1/1
Breakthroughs

89 ZHITNIKOV Dmitry



| | | |
|-----|-----|-----|
| 1/2 | | 1/1 |
| 1/3 | 0/1 | 2/4 |
| 4/4 | 0/1 | 7/8 |

1-Missed 2-Post 1-Blocked
1/1
Fast Breaks Breakthroughs