



11th MEN'S EUROPEAN HANDBALL CHAMPIONSHIP

EHF EURO 2014



Cumulative Statistics

SWE - Sweden After 6 matches

Time outs: 3 Avg. Time outs: 0.5

No	Name	M	Total			All Goals / Shots							Punishments				Offence			Defence			TP		
			P	Goals	Shots	%	7mP	7m%	6mC	Wing	BT	FB	FTO	9m	YC	RC	2M	2+2	AS	R7	TO/TF	ST		BS	P7
1	ANDERSSON Mattias	6																4						3:30:54	
2	PERSOON Magnus	6	7	13	54				0/1	1/1		6/11			2		1	1	4 / 2		1	1	54:32		
6	KÄLLMAN Jonas	6	10	15	67			0/1	3/4		6/6	1/4	1				3		1		2		2:34:13		
7	JERNEMYR Magnus	6												2		6					2	8	3	2:38:33	
8	KARLSSON Lukas	6	19	34	56			1/3	2/2		0/1	16/28			1		11	1	9 / 2					2:57:10	
10	EKBERG Niclas	6	7	15	47	4/8	50	1/1	1/5		1/1		1				1							1:22:59	
15	LARHOLM Jonas	6	8	13	62			0/1	1/1			7/11			1		6	1	4 / 4	1		1		1:28:56	
18	KARLSSON Tobias	6	2	4	50			0/2			2/2		4	2	6		4		1		4	13	9	2:58:55	
19	JAKOBSSON Johan	6	22	53	42			1/1	1/2	1/1	4/4	15/45	4		4		20	2	11 / 3	2	2	4		4:09:43	
21	FAHLGREN Patrik	6	5	11	45					3/3		0/1	2/7				8	1	4					56:47	
22	SJÖSTRAND Johan	6															2							2:29:06	
24	PETERSEN Fredrik	6	22	36	61	9/12	75	1/2	3/4	0/1	7/9	0/1	2/7	1	1		3		/ 2	1		5		4:05:09	
25	EKDAHL DU RIETZ Kim	6	25	42	60				1/1	14/15	3/4	7/22	3		2		11	4	6 / 6	1	3			4:12:08	
32	ZACHRISSON Mattias	6	13	22	59			2/2	7/10		4/7	0/3	2		1		6	1	1		2		3	4:39:32	
35	NILSSON Andreas	6	23	23	100			20/20	2/2			1/1			1		3	9	2 / 1			1			2:24:42
36	NIELSEN Jesper	6	3	4	75			2/3				1/1					1						1		36:41
Team																	2								
Totals			166	285	58	13/20	65	28/36	21/32	19/21	27/34	1/3	57/139	20	2	25	0	84	20	43 / 20	15	28	27		6:00:00

No	Name	M	Total			All Saves / Shots											
			P	Saves	Shots	%	7mP	7m%	6mC	Wing	BT	FB	FTO	9m	9m%	NS	NS%
1	ANDERSSON Mattias	6	41	123	33	2/11	18	0/12	11/21	0/8	6/17	0/3	22/29	76	11/41	27	
22	SJÖSTRAND Johan	6	30	106	28	2/16	13	1/9	5/12	3/15	3/12	1/6	15/21	71	9/36	25	
Totals			71	229	31	4/27	15	1/21	16/33	3/23	9/29	1/9	37/50	74	20/77	26	

Attacks

Team	All		Player Majority		Player Minority		Position Attacks		FB		Ind. FB		Team FB		TO	TO %
	G/Att.	%	G/Att.	%	G/Att.	%	G/Att.	%	G/Att.	%	G/Att.	%	G/Att.	%		
SWE	166/314	53	19/30	63	12/29	41	138/275	50	27/36	75	5/5	100	22/31	71	63	20

LEGEND									
%	Efficiency	2Min	2 Minute Suspensions	6m	6-metre Shots	7m	7-metre Shots	9m	9-metre Shots
AS	Assists	BS	Blocked Shots	BT	Breakthroughs	FB	Fast Breaks	G/S	Goals/Shots
MP	Matches Played	N/A	not applicable	PR	Preliminary Round	RC	Red Cards	S/S	Saves/Shots
ST	Steals	TO (TF)	Turnovers (Technical Faults)	TP	Time Played	Wing	Wing Shots	YC	Yellow Cards
FTO	Fast Throw off								

Cumulative Statistics

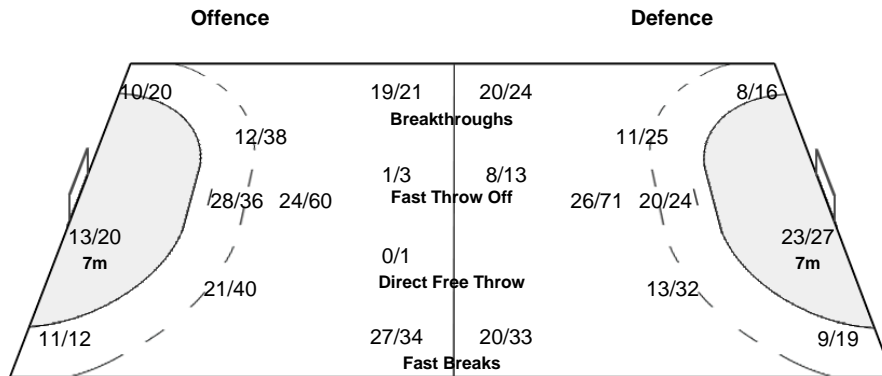
SWE - Sweden After 6 matches

OverView of Shot Distribution

Team
Goals / Shots

16/20	15/18	15/21
11/21	0/14	17/28
36/42	17/25	39/45

13-Missed 13-Post 25-Blocked



Goalkeepers
Saves / Shots

4/22	4/17	6/23
10/19	5/6	10/22
10/48	5/17	17/55

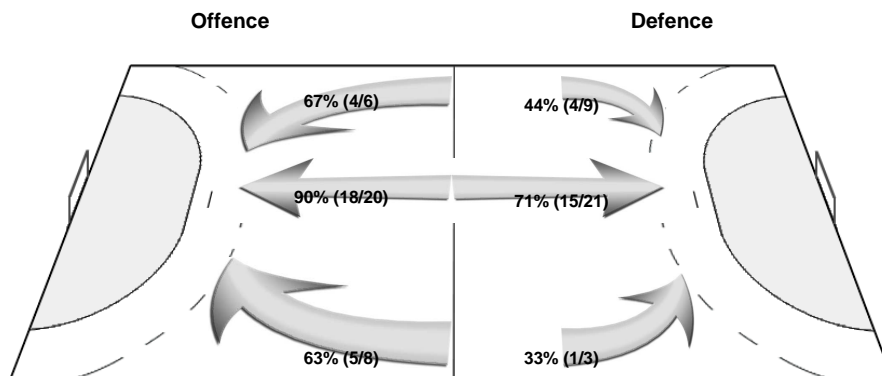
1 ANDERSSON M

2/12	3/9	2/10
5/8	2/3	6/17
6/25	3/9	12/30

22 SJÖSTRAND J

2/10	1/8	4/13
5/11	3/3	4/5
4/23	2/8	5/25

Shot Distribution Fast Breaks

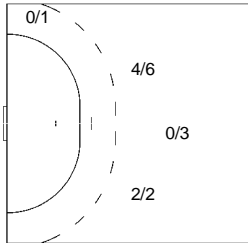


Cumulative Statistics

SWE - Sweden After 6 matches

Players Shot Distribution Goals / Shots

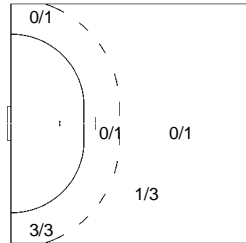
2 PERSSON Magnus



2/2	1/1	1/2
1/2	2/2	0/1

2-Blocked
1/1 Breakthroughs

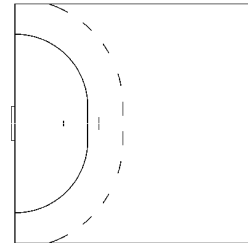
6 KÄLLMAN Jonas



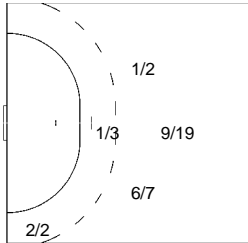
1/1		1/1
1/2		3/3
4/5	0/1	

1-Post 1-Blocked
6/6 Fast Breaks

7 JERNEMYR Magnus



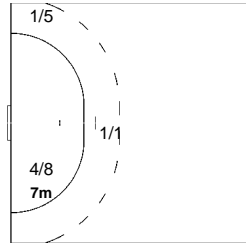
8 KARLSSON Lukas



2/3		4/4
1/2	0/2	3/3
4/5		5/6

2-Missed 2-Post 5-Blocked
0/1 Fast Breaks

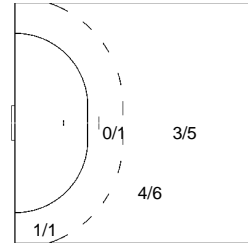
10 EKBERG Niclas



0/1		0/1
0/1	0/1	
3/3	3/6	1/2

1/1 Fast Breaks

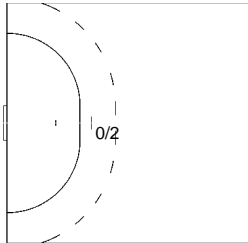
15 LARHOLM Jonas



0/1	1/1	1/3
		2/2
1/1	1/1	2/2

1-Post 1-Blocked

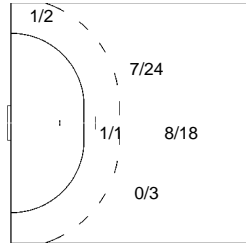
18 KARLSSON Tobias



2/2		

1-Missed 1-Post
2/2 Fast Breaks

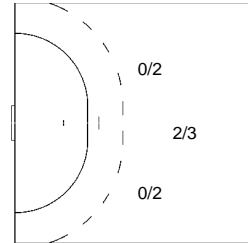
19 JAKOBSSON Johan



4/4	1/1	2/2
1/5	0/6	1/6
6/6	0/2	7/8

3-Missed 3-Post 7-Blocked
4/4 Fast Breaks 1/1 Breakthroughs

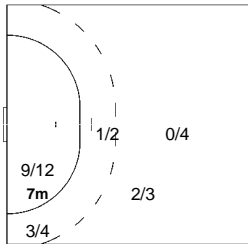
21 FAHLGREN Patrik



	1/1	
1/1	0/1	1/1
1/1	0/1	1/1

1-Missed 3-Blocked
3/3 Breakthroughs

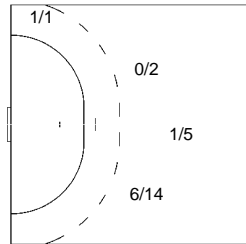
24 PETERSEN Fredrik



2/2	1/2
1/2	0/2
4/6	1/1

3-Blocked
7/9 Fast Breaks 0/1 Breakthroughs

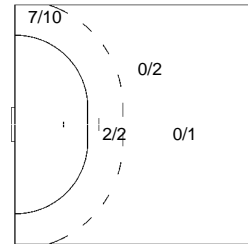
25 EKDAHL DU RIETZ Kim



4/5	3/4	5/5
2/3		3/5
1/2	4/5	3/3

6-Missed 2-Post 2-Blocked
3/4 Fast Breaks 14/15 Breakthroughs
0/1 Direct Free Throw

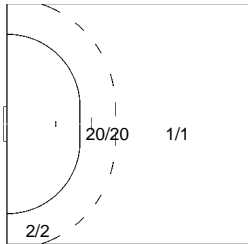
32 ZACHRISSON Mattias



2/2	3/5	0/1
2/3		1/2
4/4		1/1

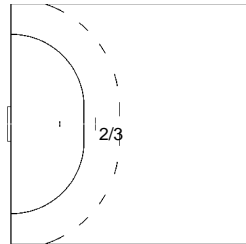
3-Post 1-Blocked
4/7 Fast Breaks

35 NILSSON Andreas



1/1	3/3	
1/1		1/1
4/4	6/6	7/7

36 NIELSEN Jesper



		1/1
1/1	0/1	
1/1		