



11th WOMEN'S EUROPEAN HANDBALL CHAMPIONSHIP

EHF EURO 2014



EHF EURO 2014™
HUNGARY-CROATIA
WOMEN • 7-21 DECEMBER

Main Round - Group II

TUE 16 DEC 2014
Start Time: 15:45

Zagreb

Match Team Statistics

Match No: 39

NED 27 - 31 MNE

(13 - 15) (14 - 16)

Referees: FLORESCU D. / STOIA A. (ROU)

NED - Netherlands

Coach: GROENER Henk

Time outs: 1

No.	Name	Total			All Goals / Shots							Punishments				Offence			Defence			TP						
		Goals	Shots	%	7mP	7m%	6mC	Wing	BT	FB	FTO	9m	YC	RC	2M	2+2	AS	R7	TO/TF	ST	BS		P7					
2	WESTER Tess																						43:36					
5	KRAMER Jessy																						4:11					
6	VAN DER HEIJDEN Laura	5	6	83			1/1		2/2	1/1					1/2	1		1					57:47					
7	BONT Debbie	2	3	67				2/3											1				34:26					
9	VAN OLPHEN Sanne																											
10	SNELDER Danick	1	1	100						1/1													26:24					
11	KNIPPENBORG Lynn																											
13	BROCH Yvette	3	3	100			3/3															1	33:36					
17	GROOT Cornelia	4	11	36						1/2	1/1			2/8	1						3	2 / 5	1	1	60:00			
18	DULFER Kelly																					1	3	1	30:49			
21	GOOS Michelle																											
22	SCHOP Esther																											
23	JANKOVIC Jasmina																							16:24				
24	SMEETS Martine	3	4	75				3/4																60:00				
30	LUCIANO Jurswailly	1	3	33				1/3																27:35				
79	POLMAN Estavana	8	12	67						1/1				7/11	1							6	2		1	25:12		
Team																												
Totals		27	43	63			4/4	6/10	4/5	3/3				10/21	3		2					14		6 / 5	4	4	6	60:00

No.	Name	Total			All Saves / Shots										
		Saves	Shots	%	7mP	7m%	6mC	Wing	BT	FB	FTO	9m	9m%	NS	NS%
2	WESTER Tess	5	27	19	0/4	0	0/3	1/4	1/5	1/1		2/10	20	2/12	17
23	JANKOVIC Jasmina	2	11	18	0/2	0	1/2	0/2	1/2	0/1		0/2	0	2/6	33
Totals		7	38	18	0/6	0	1/5	1/6	2/7	1/2		2/12	17	4/18	22

Attacks

Team	All		Player Majority		Player Minority		Position Attacks		FB		Ind. FB		Team FB		TO	TO %
	G/Att.	%	G/Att.	%	G/Att.	%	G/Att.	%	G/Att.	%	G/Att.	%	G/Att.	%		
NED	27/54	50	4/8	50	2/3	67	24/50	48	3/4	75			3/4	75	11	20

Team Shots

	Goals	Saves	Missed	Post	Blocked	Total	%	Prop %
6m Shots	4					4	100	9
Wing Shots	6	2	2			10	60	23
L R	3 3	2	1 1			4 6	75 50	9 14
9m Shots	10	5	2	2	2	21	48	49
L C R	3 6 1	4 1	2	2	1 1	4 15 2	75 40 50	9 35 5
7m Penalty Throws								0
Fast Breaks	3					3	100	7
Breakthroughs	4	1				5	80	12
Totals	27	8	4	2	2	43	63	100

NOTE
marked player number indicate 'player award'

LEGEND		
TP	Time Played	G / Att. Goals / Attacks
6mC	6m Centre Shots	Pos Position Attacks
9m	9m Shots	P7 Penalty Fouls
R7	Received 7m-Fouls	BT Breakthroughs
Prop. %	Proportion of Goals	% Efficiency
BS	Blocked Shots	YC Yellow Cards
ST	Steals	RC Red Cards
AS	Assists	2Min 2 Minute Suspensions
2+2	2+2 Minute Suspensions	NS Near Shots
FTO	Fast Throw off	TO (TF) Turnover (Technical Faults)
FB	All Fast Breaks	Ind. FB Individual Fast
7mP	7m Penalty Shots	Wing Wing Shots



11th WOMEN'S EUROPEAN HANDBALL CHAMPIONSHIP

EHF EURO 2014



EHF EURO 2014™
HUNGARY-CROATIA
WOMEN • 7-21 DECEMBER

Main Round - Group II

TUE 16 DEC 2014
Start Time: 15:45

Zagreb

Match Team Statistics

Match No: 39

NED 27 - 31 MNE

(13 - 15) (14 - 16)

Referees: FLORESCU D. / STOIA A. (ROU)

NED - Netherlands

OverView of Shot Distribution

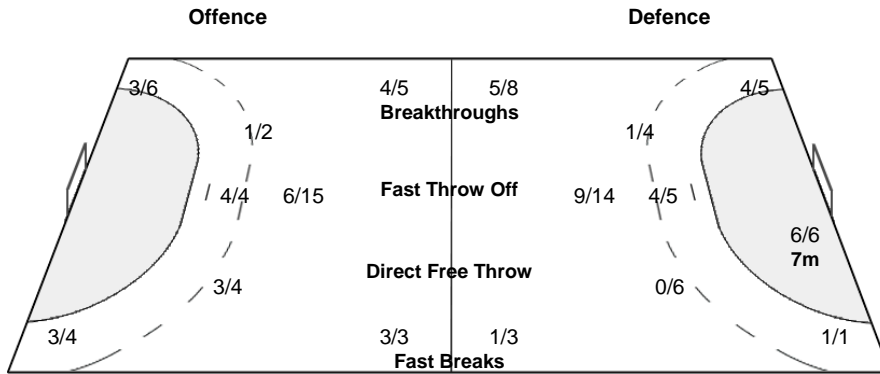
5 KRAMER J.	6 VAN DER HEIJDEN L.	7 BONT D.	9 VAN OLPHEN S.	10 SNELDER D.	11 KNIPPENBORG L.	13 BROCH Y.
	1/1	0/1	1/2			2/2
	4/4		1/1	1/1		1/1

17 GROOT C.	18 DULFER K.	21 GOOS M.	22 SCHOP E.	24 SMEETS M.	30 LUCIANO J.	79 POLMAN E.
				1/1	1/1	1/1
0/1	1/1			1/1		0/1
1/2	1/1	1/1				3/5
2-Missed 2-Post	1-Blocked			1-Missed	1-Missed	1-Blocked

Team Goals / Shots

4/4	2/3	4/4
1/1	0/1	1/2
11/14	1/1	3/5

4-Missed 2-Post 2-Blocked



Goalkeepers Saves / Shots

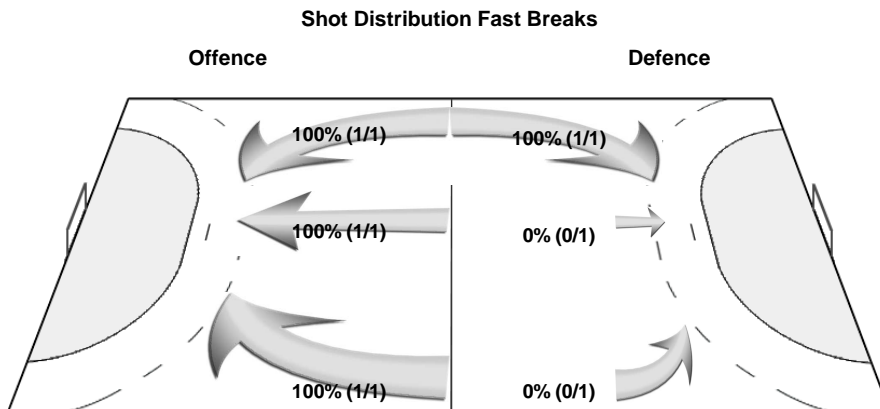
0/9	0/2	1/7
2/5	1/1	2/5
1/6		0/3

2 WESTER T.

0/7	0/2	1/4
1/3	1/1	1/3
1/4		0/3

23 JANKOVIC J.

0/2		0/3
1/2		1/2
0/2		





11th WOMEN'S EUROPEAN HANDBALL CHAMPIONSHIP

EHF EURO 2014



EHF EURO 2014™
HUNGARY-CROATIA
WOMEN • 7-21 DECEMBER

Main Round - Group II

TUE 16 DEC 2014
Start Time: 15:45

Zagreb

Match Team Statistics

Match No: 39

NED 27 - 31 MNE

(13 - 15) (14 - 16)

Referees: FLORESCU D. / STOIA A. (ROU)

MNE - Montenegro

Coach: ADZIC Dragan

Time outs: 3

No.	Name	Total			All Goals / Shots							Punishments				Offence			Defence			TP	
		Goals	Shots	%	7mP	7m%	6mC	Wing	BT	FB	FTO	9m	YC	RC	2M	2+2	AS	R7	TO/TF	ST	BS		P7
1	RAJCIC Marina																						10:18
2	PETROVIC Radmila	6	7	86	4/4	100		1/2	1/1						1			2					26:59
3	PAVICEVIC Biljana																						30:00
4	RADICEVIC Jovanka	4	5	80			0/1	3/3		1/1					1		1	1		1			51:45
8	JOVANOVIC Marija	4	8	50			1/1		0/1			3/6	1		1		1	2			1		40:04
10	BULATOVIC Anđjela																2	2					28:47
15	KLIKOVAČ Andrea	0	1	0						0/1													10:47
19	JAUKOVIĆ Djurdjina																						
22	BARJAKTAROVIC Sonja																						49:42
25	MALOVIC Djurdjina																						
26	LAZOVIC Suzana	3	3	100			3/3								2								45:06
32	BULATOVIC Katarina	10	15	67	2/2	100			1/1			7/12	1				4	1	2			1	48:36
66	RAMUSOVIC Ema																						
77	MEHMEDOVIĆ Majda	1	1	100				1/1														1	35:02
80	DESPOTOVIĆ Jelena																						
90	KNEZEVIĆ Milena	3	12	25					3/5	0/1		0/6	1				6	2	2		2		42:54
Team																							
Totals		31	52	60	6/6	100	4/5	5/6	5/8	1/3		10/24	3		5		14	6	8		4	2	60:00

No.	Name	Total			All Saves / Shots										
		Saves	Shots	%	7mP	7m%	6mC	Wing	BT	FB	FTO	9m	9m%	NS	NS%
1	RAJCIC Marina	1	6	17				0/1	1/2			0/3	0	1/3	33
22	BARJAKTAROVIC Sonja	7	29	24			0/4	2/7	0/3	0/3		5/12	42	2/14	14
Totals		8	35	23			0/4	2/8	1/5	0/3		5/15	33	3/17	18

Attacks

Team	All		Player Majority		Player Minority		Position Attacks		FB		Ind. FB		Team FB		TO	TO %
	G/Att.	%	G/Att.	%	G/Att.	%	G/Att.	%	G/Att.	%	G/Att.	%	G/Att.	%		
MNE	31/54	57	3/4	75	5/7	71	30/52	58	1/2	50	1/1	100	0/1	0	8	15

Team Shots

	Goals	Saves	Missed	Post	Blocked	Total	%	Prop %
6m Shots	4	1				5	80	10
Wing Shots	5	1				6	83	12
L R	1 4	1				1 5	100 80	2 10
9m Shots	10	2	6	3	3	24	42	46
L C R	9 1	1 1	4 1 1	1 2	1 2	6 14 4	0 64 25	12 27 8
7m Penalty Throws	6					6	100	
Fast Breaks		1		1		2	0	4
Breakthroughs	5	2			1	8	63	15
Totals	31	7	6	4	4	52	60	100

NOTE
marked player number indicate 'player award'

LEGEND									
TP	Time Played	G / Att.	Goals / Attacks	BS	Blocked Shots	YC	Yellow Cards	FB	All Fast Breaks
6mC	6m Centre Shots	Pos	Position Attacks	ST	Steals	RC	Red Cards	Ind. FB	Individual Fast
9m	9m Shots	P7	Penalty Fouls	AS	Assists	2Min	2 Minute Suspensions	7mP	7m Penalty Shots
R7	Received 7m-Fouls	BT	Breakthroughs	2+2	2+2 Minute Suspensions	NS	Near Shots	Wing	Wing Shots
Prop. %	Proportion of Goals	%	Efficiency	FTO	Fast Throw off	TO (TF)	Turnover (Technical Faults)		



11th WOMEN'S EUROPEAN HANDBALL CHAMPIONSHIP

EHF EURO 2014



EHF EURO 2014™
HUNGARY-CROATIA
WOMEN • 7-21 DECEMBER

Main Round - Group II

TUE 16 DEC 2014
Start Time: 15:45

Zagreb

Match Team Statistics

Match No: 39

NED 27 - 31 MNE

(13 - 15) (14 - 16)

Referees: FLORESCU D. / STOIA A. (ROU)

MNE - Montenegro

OverView of Shot Distribution

2 PETROVIC R.	3 PAVICEVIC B.	4 RADICEVIC J.	8 JOVANOVIC M.	10 BULATOVIC A.	15 KLIKOVAC A.	19 JAUKOVIC D.
4/4	1/1	0/1				
			2/2	1/1		
			0/1	1/1		
			1/2	1/1		
					0/1	

2-Missed

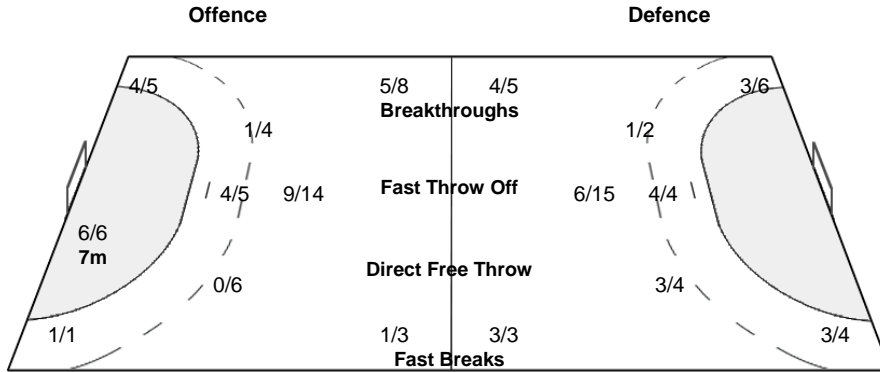
25 MALOVIC D.	26 LAZOVIC S.	32 BULATOVIC K.	66 RAMUSOVIC E.	77 MEHMEDOVIC M.	80 DESPOTOVIC J.	90 KNEZEVIC M.
		1/1	1/1	3/3		1/1
		1/1	2/2	0/1	1/1	
		1/1	3/3			0/1
						1/1

1-Missed 3-Blocked 3-Missed 4-Post 1-Blocked

Team
Goals / Shots

9/9	2/2	6/7
3/5	0/1	3/5
5/6		3/3

6-Missed 4-Post 4-Blocked



Goalkeepers
Saves / Shots

0/4	1/3	0/4
0/1	1/1	1/2
3/14	0/1	2/5

1 RAJCIC M.

0/1		0/1
	1/1	
0/1	0/1	0/1

22 BARJAKTAROVIC S.

0/3	1/3	0/3
0/1		1/2
3/13		2/4

