



12th MEN'S EUROPEAN HANDBALL CHAMPIONSHIP

EHF EURO 2016



Cumulative Statistics

DEN - Denmark After 7 matches

Time outs: 10 Avg. Time outs: 1.4

No	Name	M	Total			All Goals / Shots							Punishments				Offence			Defence			TP	
			P	Goals	Shots	%	7mP	7m%	6mC	Wing	BT	FB	FTO	9m	YC	RC	2M	2+2	AS	R7	TO/TF	ST		BS
1	LANDIN JACOBSEN Niklas	7												1				1		3	2			5:12:48
2	LYNGGAARD Alexander	7	3	3	100			3/3						1	1	3				1				35:03
3	CHRISTIANSEN Mads	7	19	32	59			5/5	5/7	1/1	1/1		7/18					23	2	3 / 1	4	1	4	4:28:08
5	MENSAH LARSEN Mads	7	20	40	50			0/1	2/3	3/4	1/1		14/31	1		3		29	1	6 / 4	5	1		4:51:00
6	MORTENSEN Casper U.	7	8	15	53			1/3	4/8		3/4			1				2	1	/ 2	2		2	2:38:43
7	EGGERT MAGNUSSEN Anders	7	22	27	81	13/13	100	1/1	5/8		3/5			1		1				1			2	3:50:42
11	LAUGE SCHMIDT Rasmus	7	6	17	35			0/1	1/3		2/2		3/11			2		16	2	4 / 4	2	1		1:33:47
15	NODDESBO Jesper	7	16	22	73			9/10	0/1		2/5	1/1	4/5	2		1		4	3	1 / 1	3	1	3	2:47:44
17	SVAN HANSEN Lasse	7	12	14	86				6/7		6/7			2				2		2	2		1	4:10:52
18	LINDBERG Hans	7	8	13	62				4/7	1/1	3/5							1	1	1	1		2	2:47:27
20	MOLLER Kevin	7	1	2	50						1/2													1:42:14
21	MOLLGAARD JENSEN Henrik	7	5	13	38			2/2			0/2		3/9	3	1	4		10		3		2	3	3:42:18
23	TOFT HANSEN Henrik	7	11	15	73			6/10	2/2		2/2		1/1	5		2		4	2		6		9	3:34:59
24	HANSEN Mikkel	7	33	57	58	1/2	50	1/2	6/6	4/4	2/3	0/1	19/39	3		2		38	3	6 / 1	4	2	3	4:46:05
27	DAMGAARD NIELSEN Michael	7	23	48	48			1/3	3/8				19/37					6		3 / 2				1:28:29
29	BALLING CHRISTENSEN Peter	7	8	17	47			0/1	2/4		1/1		5/11					4		2 / 2				59:28
Team														1							6			
Totals			195	335	58	14/15	93	29/42	40/64	9/10	27/40	1/2	75/162	21	2	18	0	140	15	42 / 17	31	8	29	7:00:00

No	Name	M	Total			All Saves / Shots										
			P	Saves	Shots	%	7mP	7m%	6mC	Wing	BT	FB	FTO	9m	9m%	NS
1	LANDIN JACOBSEN Niklas	7	65	193	34	7/19	37	15/39	16/41	1/8	3/18		23/68	34	32/88	36
20	MOLLER Kevin	7	19	69	28	2/9	22	1/11	4/16	1/3	0/6		11/24	46	6/30	20
Totals			84	264	32	9/28	32	16/51	20/58	2/11	3/24	0/0	34/92	37	38/120	32

Attacks

Team	All		Player Majority		Player Minority		Position Attacks		FB		Ind. FB		Team FB		TO	TO %
	G/Att.	%	G/Att.	%	G/Att.	%	G/Att.	%	G/Att.	%	G/Att.	%	G/Att.	%		
DEN	195/363	54	22/28	79	6/22	27	167/322	52	27/40	68			27/40	68	59	16

Legend:									
%	Efficiency	2Min	2 Minute Suspensions	6m	6-metre Shots	7m	7-metre Shots	9m	9-metre Shots
AS	Assists	BS	Blocked Shots	BT	Breakthroughs	FB	Fast Breaks	G/S	Goals/Shots
MP	Matches Played	N/A	not applicable	PL	Placement	PR	Preliminary Round	RC	Red Cards
S/S	Saves/Shots	ST	Steals	TO (TF)	Turnovers (Technical Faults)	TP	Time Played	Wing	Wing Shots
YC	Yellow Cards	FTO	Fast Throw off						

Cumulative Statistics

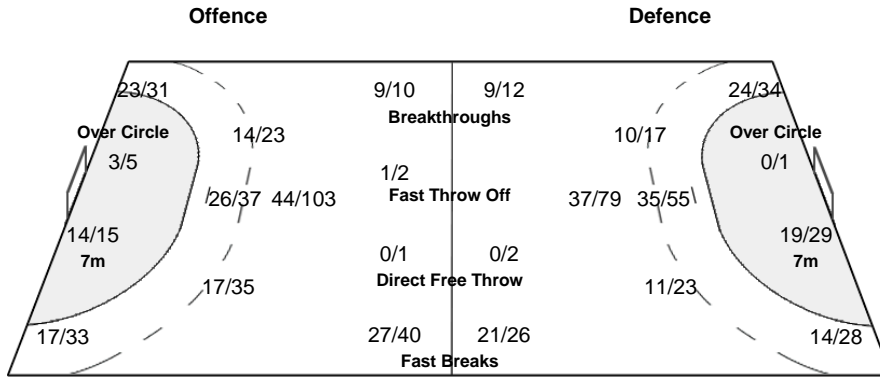
DEN - Denmark
After 7 matches

OverView of Shot Distribution

Team
Goals / Shots

20/25	15/20	18/25
20/41	7/18	32/50
23/29	17/23	43/55

12-Missed 13-Post 23-Blocked



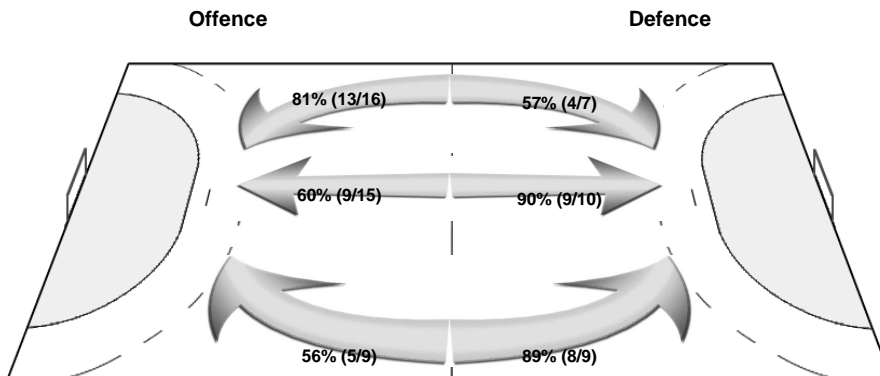
Goalkeepers
Saves / Shots

6/16	4/15	5/21
16/43	9/15	16/42
13/44	8/25	7/43

1 LANDIN JACOBSEN N

4/12	3/11	4/14
13/31	3/5	15/35
10/33	7/22	6/30

Shot Distribution Fast Breaks



20 MOLLER K

2/4	1/4	1/6
3/12	6/10	1/6
3/11	1/3	1/13



12th MEN'S EUROPEAN HANDBALL CHAMPIONSHIP

EHF EURO 2016

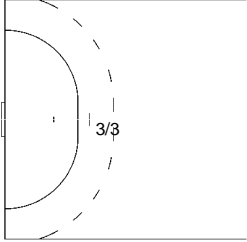


Cumulative Statistics

DEN - Denmark After 7 matches

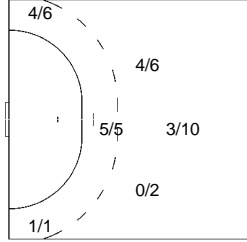
Players Shot Distribution Goals / Shots

2 LYNNGAARD Alexander



	1/1	
	1/1	
		1/1

3 CHRISTIANSEN Mads

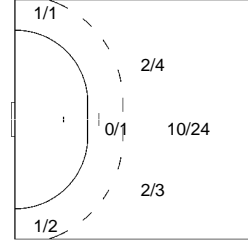


4/4	1/1	2/3
2/5	1/1	2/3
4/5	2/2	1/2

1-Missed 1-Post 3-Blocked

1/1 Fast Breaks 1/1 Breakthroughs

5 MENSAH LARSEN Mads

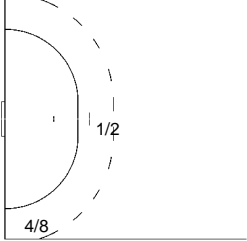


3/4	1/3	2/6
3/4	1/2	7/10
1/1		2/3

2-Missed 3-Post 2-Blocked

1/1 Fast Breaks 3/4 Breakthroughs

6 MORTENSEN Casper U.



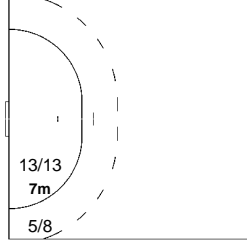
1/2		1/1
0/2	1/1	0/2
1/2	1/1	3/3

1-Missed

3/4 Fast Breaks

0/1 Over Circle

7 EGGERT MAGNUSSEN Anders



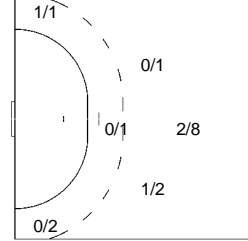
3/3	6/7	3/3
0/1	1/2	2/2
	1/2	6/6

1-Post

3/5 Fast Breaks

1/1 Over Circle

11 LAUGE SCHMIDT Rasmus

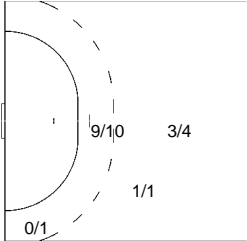


		1/1
1/1	0/1	0/1
1/1	0/3	3/4

1-Missed 1-Post 3-Blocked

2/2 Fast Breaks

15 NODDESBO Jesper

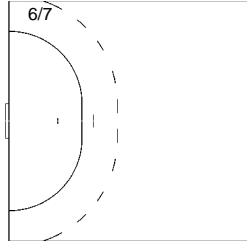


	1/2	1/1
4/4	0/1	3/4
1/1	1/1	5/7

1-Post

2/5 Fast Breaks

17 SVAN HANSEN Lasse

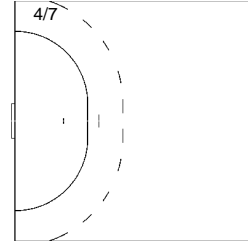


2/2	1/1	1/1
1/1	0/1	1/1
2/2	1/1	3/3

1-Post

6/7 Fast Breaks

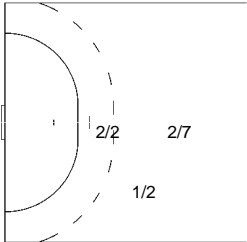
18 LINDBERG Hans



		1/3
1/2	0/2	3/3
	3/3	3/3

3/5 Fast Breaks 1/1 Breakthroughs

21 MOLLGAARD JENSEN Henrik

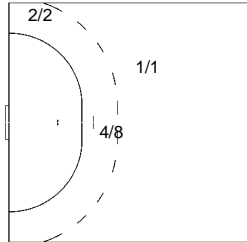


0/1		0/1
1/3	0/1	1/2
1/1		2/3

1-Blocked

0/2 Fast Breaks

23 TOFT HANSEN Henrik



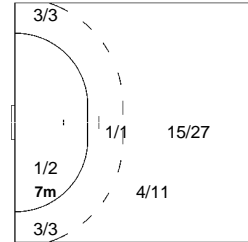
3/4	0/1	2/2
2/2	2/2	2/3

1-Missed

2/2 Fast Breaks

2/2 Over Circle

24 HANSEN Mikkel



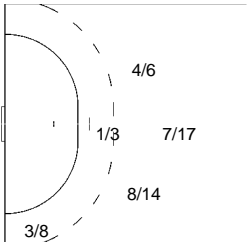
5/5	3/3	4/5
1/3	1/1	8/12
2/3	3/4	6/6

2-Missed 4-Post 9-Blocked

2/3 Fast Breaks 4/4 Breakthroughs

0/1 Direct Free Throw 0/1 Over Circle

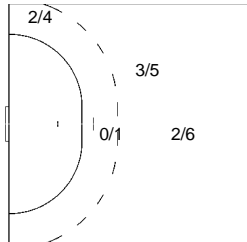
27 DAMGAARD NIELSEN Michael



0/2		3/3
3/9	0/1	4/6
6/9	3/4	4/7

2-Missed 1-Post 4-Blocked

29 BALLING CHRISTENSEN Peter



2/2	0/1	
0/2	1/1	1/2
2/2		2/4

2-Missed 1-Blocked

1/1 Fast Breaks